

2019 Annual Summary



Celebrating 25 years of Data on the Cloud

Improved in 2019: Herd and Cow Information
in your pocket instead of your packet

Minnesota DHIA has the DRMS Advantage

1



PCDART Management Software

- Interfaces with more milk recording and heat monitoring systems than any other dairy herd management software. Merges all data into PCDART to make data management much simpler
- Low monthly fee instead of an up-front purchase
- Download Genomic test results into PCDART and merge with data in your DHI or PCDART reports

"I do all the data entry in PCDART and then it interfaces to my other software. It's a lot easier when ONE PROGRAM BRINGS IT ALL TOGETHER." Fred Rowe, KY

2




PocketDairy App

- Get the management power of PCDART on your phone or tablet
- View or input data cow-side with just a few taps or use your RFID wand
- Go clipboard-free during herd checks with the Vet Check Maxx feature

"Though PCDART provides immeasurable benefits to dairy management protocols, it's PocketDairy that propels it ahead of alternative programs. It MAKES EVERYDAY TASKS MUCH MORE EFFICIENT." Rodger Petri, WI

3



Comprehensive DHI Reports

- Accurately identify and evaluate specific areas which impact your bottom line, including calculations of age at first calving, days open, pregnancy rate, energy corrected milk, historic SCC values and more!
- MN DHIA producers have a custom DHI-302 available with highlights indicating areas of peak and persistency, SCC, production averages and changes in SCC status.
- Access PDFs of your reports as soon as your herd processes

4



Data Backup and Sharing

- The free DART Safe feature in PCDART enables daily data backup of all DHI data to DRMS
- With your permission, your nutritionist and veterinarian can access this data as often as needed providing them with unbiased information to help you manage your herd
- DRMS Support staff also use these backups to restore your data in the event of data loss.



Get more. Do more.

drms.org
919.661.3120
515.294.2526

Table of Contents

Board of Animal Health Update.....	37
Board of Directors.....	4
Breed Averages.....	14
Breeds, High herds.....	31
Career Service Awards.....	27
David Hallberg Thank You.....	3
Employee Years of Service.....	6
Goats – High Herds by Breeds.....	37
Herds by Preg Rate.....	8
Honor Roll Herds.....	33-36
Lab Consolidation.....	15
Lifetime Cows by Dollar Value.....	10-12
Manager’s Report.....	7
Milk Quality Leaders.....	39-40
Most Improved over 3 Years by Dollar Value.....	16
Organic Averages.....	27
President’s Report.....	5
Rolling Herd Average above State Average.....	17-26
Roger Marti Remembrance.....	4
Scholarship Recipients.....	28-29
State Fair Dairy Showcase.....	30

To our Advertisers...

Thank you for your support

ATA.....	38
Centre Labs.....	38
Compeer Financial.....	Back Cover
Datamars.....	30
DRMS.....	Inside Front Cover
Elanco.....	9
PortaCheck.....	13
Vita Plus.....	16
Ytex.....	32

Minnesota DHIA Directory 1-800-827-3442

Bruce Dokkebakken – General Manager	Ext 14
Lisette Wright – Controller	Ext 12
Nancy Zander – Accounting and Clerical	Ext 13
Val Schumann – Data Flow Manager	Ext 15
Patty Smeby – Software Support	Ext 17
Heather Thyen – Software Support	Ext 37
Andy Porter – Network Support	Ext 24
Daniel Debanco – Meter Center	Ext 18
Jim Sheehan – SE Field Manager	507-421-3991
Muril Niebuhr – Field Manager	507-421-6247
Mark Heidgerken – Lab Manager	800-369-2697

Thank you to David Hallberg of Pennock for his many years of leadership to DHIA organizations locally, in Minnesota, and nationally. Dave and Stephanie sold their cows in December and we wish them well.

Dave served as Vice President of Minnesota DHIA and was a Director from the West Central District for 18 years. He quickly gained a reputation nationally and served as Chair of the North Central Caucus, a Committee Member for Quality Certification Services, and most recently as a member of the Council on Dairy Cattle Breeding which oversees data quality and handling for the Genetic and Genomic Evaluation Systems, and sets research priorities. Dave was one of 3 who were selected by DHIAs in the United States, and one of 12 who represent the dairy industry, including AI organizations (NAAB), Purebred Dairy Cattle Associations, and Dairy Records Processing Centers.

Dave always saw the big picture and need for information and services useful to dairy producers, and he always lead us in that direction. Thanks Dave, Stephanie, and Caroline.





Minnesota Board Members

Pictured left to right:

Front: Dave Scapanski – Sauk Rapids
 Leonard Hoen Jr. – Norwood Young America
 Back: Pete Kasper – Owatonna
 Holly Thompson – Plainview
 Peter Seitzer – St. Peter
 Les Rotz – Pelican Rapids
 Mark Bechtold – St. Cloud
 Dave Hallberg – Pennock


Minnesota DHIA Founding Director Roger Marti of Sleepy Eye passed away on February 20, 2020. Roger had 3 loves – his faith, family, and farming. It is fitting that his final resting place is a few yards from the farm, on the land Roger’s family donated to their church long ago.

Roger served on the State Board for the first 20 formative years of the organization and attended many National DHIA Annual Meetings. He officially retired from dairy farming in 2002, but remained intensely interested in all things related to farming. We were still emailing him copies of the DHIA reports in February.

Roger attended most DHIA District meetings. The picture is from our 50th anniversary celebration in 2018. Roger and Marsha brought in their old record books for us all to see.

Roger received the Distinguished Service Award from Minnesota DHIA in 1991. He was elected to the Minnesota Livestock Breeders Hall of Fame in 2000, and was honored with the National Holstein Elite Breeder Award in 2017.

We thank Roger for his leadership and common sense. They say the world is run by those who show up. Roger showed up and he spoke up.



President's Report

Cooperation in our industry has become easier to accomplish with the decline in the number of dairy farms and the challenges that result. We have talked about the need to reduce the dairy farmer funded redundancies throughout our industry.

Over the past several years much has been done to consolidate field service units. Field Techs who can utilize their expertise and equipment to service more herds are the heart of these efficiencies. There are still opportunities to make progress in this area. Bringing the different field rates together and accounting for extra time and travel are part of the solution.

It has been a long time coming, but we were able to consolidate lab operations early in 2020. The combined volume of milk samples under one roof cuts overhead expenses and holds down fees. The consolidation of the Sauk Centre and Zumbrota Labs also affords us the opportunity to expand milk analyses offerings that some of you may find beneficial. We sincerely thank the South Goodhue Association and now the Stearns County DHIA for their leadership and foresight in enabling excellent and cost-efficient lab services that will be continued in our Centre Labs location.

You will likely see nothing different as a result of the merging of lab services. Prices, timing, equipment, and experience were pretty much the same in both labs. Both have done very well in Quality Certification Audits for the past 30 years.

In addition to milk, Centre Labs offers feed and forage testing, mastitis culturing and sensitivities, and manure testing. December was an all-time high for manure samples analyzed. We have a cooperative agreement with one of the top feed and forage lab systems in the U.S. Cumberland Valley Labs enables us to offer new and innovative information from the NIR samples we analyze at Centre Labs.

We cooperated with the U of Minnesota's Joleen Hadrich in a study where her team compared DHIA data to FinnPack financial records. The goal of the study was to determine what makes a dairy operation resilient – what characteristics impact farm financial health. Key characteristics of the top 25% of the 87 farms in the study were identified. Research covered the years 2012 to 2018. Among those keys was SCC, increasing cow longevity, and managing for high components. It seems to me it would be more difficult to manage for low SCC and high components if you didn't have the individual cow data from DHIA.

I am privileged to serve on the Board of Directors for National DHIA. We have spent considerable time and effort improving the system that allows you to control who has access to your DHIA data. Long time industry partners need data to conduct their programs that enable genetic progress. You have the right to continue to control if anyone other than you has access to your data. We are also looking at the future data and research needs and opportunities.

Special thanks this year to our Board of Directors, pictured elsewhere in this publication. Progress is not made without leaders willing to step up and help make difficult decisions.

We also must recognize the good efforts of the people of the Zumbrota Lab over the years. Under the management of Muri Niebuhr, that lab has been a blessing to our customers. Thank you to all of the fine people on our staff and to General Manager Bruce Dokkebakken for their good work.

DHIA Employees with 5 or more Years of Service

This dedicated and talented group has helped strengthen the DHI Program

Your Field Technicians average 27 Years of Service

Years	Name	City	Years	Name	City
63	Lester Perschbacher	Albert Lea	27	Todd Beaver	Almena
59	Ray Scherber	Maple Grove	27	Lori Eberhardt	Zumbrota
57	Andrew Alsleben	Glencoe	26	Robert Klopp	Cameron
53	Malcolm Dirksen	Twin Brooks	25	Ron Lange	Lewiston
44	Bruce Dokkebakken	Big Lake	24	John Kelzer	Randall
43	Wayne Kozitka	Howard Lake	24	Harley Bork	Jasper
42	Perry Tensen	Sauk Centre	23	Kevin Knoblach	Sauk Centre
40	Dan Ellering	Sauk Centre	22	Cheryl Hook	Tyler
39	Ron Gruber	Freeport	19	Andy Porter	Buffalo
39	Muril Niebuhr	Zumbrota	19	Amy Husbyn	Wanamingo
39	Craig Vangsness	Lake City	18	Robert Lieser	Sauk Centre
38	Tom Quist	Center City	17	Patricia Bromenshenkel	Sauk Centre
37	Jeff Piepenburg	Grove City	17	Jason Lieser	Sauk Centre
37	Robert Lange	Utica	16	Tiffany Lesmeister-Knott	Redwood Falls
37	Daryl Hook	Tyler	16	Cheri Ladwig	Sauk Centre
36	Ellis Holl	Kensington	16	Lisette Wright	Monticello
36	Bruce David	Rice	13	Don Heise	Lake City
34	Rosalie Egge	Cannon Falls	13	Patty Smeby	Elk River
33	Ron Kipka	Oak Park	12	Laurie Ledebuhr	Winona
32	Dale Woodward	Eyota	11	Nathan Hamblin	Zumbrota
31	Mark Heidgerken	Sauk Centre	11	Heather Thyen	Grove City
31	Jim Sheehan	Plainview	9	Bea Olmscheid	Sauk Centre
31	Keith Jorgenson	Garfield	6	Stephanie Tienter	Harmony
31	Val Schumann	Becker	6	Warren Farr	Stewartville
30	Keith Meyer	Watertown	6	Lynn Bromenshenkel	Sauk Centre
29	Keith Korkowski	Mayer	6	Katie Shaw	Long Prairie
29	Pat Maciej	Holdingford	5	Rebecca Novey	Courtland
27	Nancy Zander	Waverly			

Manager's Report

I have worked for you for 45 years. That puts me about 5th on the list for longevity in Minnesota. DHIA folks enjoy working for smart people who also have an abundance of common sense. Our work has meaning because you know what to do with the information. We also seem to have some fun on most days, and that is very important.



We have been able to make a few changes over the years, mostly because of ideas that come from you or our field techs (testers). An important part of our job is to figure out how to help you prepare for new challenges or opportunities that come your way. What can we measure and how can we present data to help you make smart decisions?

We have had butterfat and protein tests for years. The University of Minnesota says that we can use the butterfat protein ratio (over 1.4) as an indicator of ketosis on those early lactation cows. Those fresh cows with a fat test of 5.8% may not be good news. Mike Hutjens also figured out that if there are more than 15% of the cows in your herd that have a higher protein test than their butterfat test, you should probably visit with your nutritionist. Good uses for data we already have is a part of what we want to continue. Another example is that as you consider which cows to dry treat. Many experts suggest you look at the DHIA SCC as part of that decision.

Technology marches ever onward. It is our job to make sure that technology is not just cool – but useable. Just over 83% of the dairy farmers in India have smart phones. In Wisconsin that number is 82%. I suspect we are in that same neighborhood. Having cow information available in that computer you carry in your pocket (the smart phone) has been evolving and is now exploding. The convenience of looking at the status, production, reproduction, SCC and events (including health) on a cow while you are leaning on the gate or sitting in the skidsteer is obvious. It is no longer necessary to write things down and enter them later, or go back to the office and look up that cow on your paper reports. Many of you are what the Aussies call “time poor”. You have a lot to do and not much time to do it. To have useful and accurate information in your pocket instead of your packet might save you time and make you money. And, it is kind of fun.

Our new APP is called Bovey and it is inexpensive and easy to use. It works with either Apple or Android devices (table or phone). We also license and support Pocket Dairy (partners with PC Dart), Pocket Cow Cards and Platform (both synch with Dairy Comp Unlimited and are included in the price.) Very soon we will start offering Alerts which will provide production, SCC, Reproduction, and inventory updates sent to your smart phone within seconds of the completion of data processing for your latest sample day.

So DHIA data offers much more than pages of data, as we move into the era where data becomes information that is useful for day to day activities and management.

Lab analyses continue to evolve and you will read more about that this fall as we anticipate new information from the DHIA milk sample.

DHIA is a people business. The people that matter are the Field Technicians that come to the farm and enable the service. They are the top asset and biggest challenge for our future. Without them someone else would have to take that milk sample, enter and audit that data. Thank you to all the good folks who enjoy the weird hours and funny smells, the hospitality and humor they encounter, and the sense that what they do matters.

And thanks for being our customers and for providing the data to move us forward.

Herds by Preg Rate				Herds by Preg Rate			
Herd Owner	City	Cows	Preg Rate	Herd Owner	City	Cows	Preg Rate
MATT BERKTOLD	LAKE CITY	186	32	BROCKSHUS DAIRY LLC	OCHEYDAN	678	27
HUNEKE DAIRY	BELLECHESTER	285	32	CANC	ELK RIVER	69	27
STADICK FARM INC	NEW ULM	185	32	PANEK DAIRY	GREY EAGLE	126	27
MAPLE BREEZE DAIRY LLC	PLAINVIEW	147	31	MARK DICKE	GOODHUE	76	27
BLUE HORIZON FARM	ROCHESTER	701	31	LOREN&LIZ VETSCH	BROWERVILLE	269	27
BLUFF VIEW FARMS	KELLOGG	413	31	BARFNECHT FARMS	MAYER	451	27
KRAIG&RACHELLE KRIENKE	LESTER PRAIRIE	531	31	MAZEPPA VALLEY DAIRY	MAZEPPA	165	26
MASCHKA DAIRY	MINNESOTA CITY	261	30	HERITAGE HILLS DAIRY LLC	LEWISTON	615	26
ERIC RYAN	GOODHUE	218	30	BOMBAY DAIRY	KENYON	823	26
CZECH ROADSIDE ACRES	FOLEY	635	30	HINCKLEY HOLSTEINS LLC	CHATFIELD	451	26
WOLF CREEK DAIRY	DUNDAS	466	30	KLEINS COW PALACE	LAKE CITY	699	26
BARTHOLOME FARM LLC	GOODHUE	494	29	NICK AND TARA MEYER	SAUK CENTRE	280	26
HEINTZ BADGER VALLEY FARM	CALEDONIA	204	29	FLYINGCOW DAIRY	PRINCETON	166	26
BROOKSIDE DAIRY	CLITHERALL	502	29	JAMES & BETH OLSON	LEWISTON	74	26
DETERS DAIRY LLC	OSAKIS	674	29	DALEY FARMS	PINE ISLAND	1140	26
VON WAHLDE DAIRY INC.	MELROSE	125	29	DALE HELLERMANN	MELROSE	111	26
SELKE FARMS	DAKOTA	245	29	KEN & JOHN SCHMIT	ROLLINGSTONE	331	26
MIKE-MANDI HOERNEMANN	WINSTED	183	29	KRAUSE HOLSTEINS INC.	BUFFALO	228	26
UTHKE FAMILY	EYOTA	46	29	JOHNSONS ROLLING ACRES	PETERSON	1337	26
ZABEL BORGSCHATZ DAIRY	PLAINVIEW	173	29	DEVOINE A94KRUSE	CALEDONIA	232	26
MUNDT DAIRY	UTICA	198	29	MERRYVILLE FARM	WAVERLY	302	26
HOEFS' DAIRY	NEW PRAGUE	289	28	NEW HEIGHTS DAIRY	RICE	3766	26
RAY & JEAN BEUTZ	ALBANY	126	28	DU AYR DAIRY	FARIBAULT	148	26
GAR-LIN DAIRY FARMS INC.	EYOTA	2007	28	TRAIL SIDE HOLSTEINS	FOUNTAIN	654	26
KOLB DAIRY INC	PAYNESVILLE	507	28	FUNKS MIDWAY DAIRY	MELROSE	755	26
HIGH POINT DAIRY	MELROSE	121	28	BLUE VIEW DAIRY FARM	CALEDONIA	285	26
CLARK FARMS,LLC	ROLLINGSTONE	529	28	LEROY DROPPS	HINCKLEY	30	25
PETER+DAVID BURFEIND	GOODHUE	332	28	CO-JO DAIRY	GROVE CITY	1006	25
SHEA DAIRY	VIOLA	973	28	HOLKER DAIRY	PAYNESVILLE	72	25
EDWARD TWOHEY	STEWARTVILLE	305	28	ZEINSTR DAIRY	HOLLAND	881	25
KLINGSPORN FARMS	PINE ISLAND	166	28	B AND C DAIRY	FORT RIPLEY	100	25
JAMES & GARY SOBECK	WINONA	306	28	SCHUMACHER DAIRY FARMS	ELGIN	1235	25
VALLEY VIEW FARM 1	WINONA	144	28	MIKE AND DONNA TELLERS	CHASKA	56	25
BRABEC FARMS	MAYER	141	28	MARSHALL KORN	ATWATER	56	25
DAIRYRIDGE	LONG PRAIRIE	1421	28	SASS FARMS	CHATFIELD	254	25
WHITE-AKER PASTURES	KASSON	9	27	THISTLE DEW DAIRY	WESTBROOK	124	25
BRIAN AND JUDY HAZEL	LANESBORO	309	27	RYLAARSDAM DAIRY FARMS	CHANDLER	250	25
BORST FAMILY DAIRY LLC	ROCHESTER	271	27	STELTER HOLSTEIN DAIRY	WOOD LAKE	283	25
JOHNSON DARREN+LYNN	WINONA	229	27	SCOTT AND DYLAN YOUNGREN	WAVERLY	152	25
MAC HILLS-DONNER DAIRY	WINGER	48	27	LLOYD AND JULIE BLOMMEL	FREEPORT	159	25
SAMUEL SHAM	SAUK CENTRE	124	27	BRUCE & JODI HEIM	LEWISTON	382	25
HYDE-PARK HOLSTEINS	ZUMBRO FALLS	654	27	DORVIN MARTIN	BELGRADE	112	25
MAYNARD & JEREMY SCHUMACHER	PLAINVIEW	123	27	HEUSINKVELD FARMS	SPRING VALLEY	446	25
2 WEISENBECK	DURAND	470	27	BROGANS OAK HEIGHTS	ST CHARLES	528	25
JOHN & KRIS MILLER	PLAINVEIW	318	27	FAIRVIEW DAIRY	KENYON	305	25
VOGT DAIRY LLC	SAUK CENTRE	318	27	LUBBEN DAIRY	EDGERTON	415	25
KUBALL DAIRY FARM	WATERVILLE	238	27	WALTER BROS FARM	PLUMMER	429	25

Elanco

Rumensin

TRUSTED BY GENERATIONS

MY FIRST EXPERIENCE IN DAIRY FARMING WAS ON THE DAY I WAS BORN.

My dad had to get back home to milk cows before I even got my name. It takes

DETERMINATION, COMMITMENT and **TEAMWORK** to make it in this business.

You have to take the good with the bad. But if you **LOVE WHAT YOU DO**, you're going

to keep going and **SEE IT THROUGH**. I admire my father and grandfather for showing

me that. I want that to be **MY LEGACY**.

- **CORY BROWN**, *Sunburst Dairy, Belleville, Wisconsin*

WHAT WILL YOUR LEGACY BE?

Tell us your story at TrustedByGenerations.com

Rumensin, Elanco and the diagonal bar logo are trademarks of Elanco or its affiliates.
© 2018 Elanco or its affiliates
dprod 9842-8 PM-US-18-0595

Elanco

2019 High Lifetime Cows by \$ Value

Herd Owner	Cow Name	BR	Age	mo	Lact	DIM	Milk	Fat	%	Prot	%	\$ Value
NEWALTA DAIRY	193R	HO	13	7	12	4,014	371,466	14,247	3.8	11,621	3.1	64,686
GAR-LIN DAIRY FARMS INC.	8251	HO	11	5	9	3,178	366,694	13,575	3.7	11,470	3.1	62,825
HERBER, SCOTT&MICHELLE	3581	HO	11	4	10	3,313	331,121	15,176	4.6	9,806	3.0	61,661
PATER DAIRY INC	8302	HO	10	6	9	2,857	373,876	12,654	3.4	11,714	3.1	61,605
CLAY VIEW DAIRY	2887	HO	10	10	8	3,126	349,041	12,978	3.7	10,568	3.0	59,160
BINDER, DEAN	422	HO	12	5	9	4,061	284,400	14,265	5.0	9,991	3.5	58,949
GLEN-D-HAVEN HOLSTIENS	BESSIE	HO	11	3	6	3,299	344,400	12,842	3.7	10,169	3.0	57,889
WAGNER, RANDY AND LUANN	172	HO	14	10	13	4,023	310,652	13,950	4.5	9,341	3.0	57,552
FLOWER-BROOK REG.HOL.	RIVA	HO	13	11	10	3,983	358,544	12,526	3.5	10,143	2.8	57,533
LARCREST HOLSTEIN DAIRY	CRIMSON	HO	11	1	5	3,487	293,031	12,725	4.3	10,542	3.6	57,132
FRIENDSHUH FARMS LLC	3J170	HO	10	11	7	3,462	389,556	11,076	2.8	10,360	2.7	55,756
HOLLERMANN DAIRY	27G	HO	10	5	8	2,962	335,169	11,521	3.4	10,048	3.0	54,615
HYDE-PARK HOLSTEINS	3579	HO	8	10	8	2,561	286,931	12,463	4.3	9,665	3.4	54,522
STELLING FARMS	LARK	HO	9	7	7	2,649	295,963	12,379	4.2	9,430	3.2	54,068
VALLEY ACRES DAIRY	7699	XX	11	7	10	3,180	302,493	11,743	3.9	9,940	3.3	54,007
SELKE FARMS	973	HO	9	4	8	2,644	316,585	11,375	3.6	9,416	3.0	52,459
HUNSTIGER HILLCREST FARM	188	HO	13	0	10	3,727	315,977	10,828	3.4	9,601	3.0	51,696
GAR-LIN DAIRY FARMS INC.	80587	HO	10	1	8	2,860	333,712	10,477	3.1	9,697	2.9	51,624
GAR-LIN DAIRY FARMS INC.	80802	HO	9	8	8	2,827	323,030	10,902	3.4	9,385	2.9	51,564
BARSNESS, PEDER	15	HO	13	10	9	4,085	317,807	10,947	3.4	9,339	2.9	51,425
RUSSELL J WIRT + FAMILY	1999	HO	11	3	10	3,166	313,809	11,259	3.6	9,061	2.9	51,374
NEW HEIGHTS DAIRY	2921	HO	10	6	9	2,833	262,295	12,126	4.6	8,751	3.3	51,198
CRYSTAL VIEW FARMS	1018	HO	13	4	11	3,663	330,286	10,395	3.1	9,470	2.9	50,871
JOHNSONS ROLLING ACRES	3651	HO	10	3	8	3,074	305,722	11,576	3.8	8,606	2.8	50,844
PATER DAIRY INC	8325	HO	10	7	10	2,697	276,122	11,577	4.2	8,921	3.2	50,769
MEYER, NICK AND TARA	176	HO	8	11	8	2,686	317,547	10,839	3.4	8,903	2.8	50,245
HEUER, RICK & PETER	189	HO	12	0	9	3,492	277,328	10,971	4.0	9,109	3.3	49,936
MOSS FARM INC	575	JE	11	0	9	3,404	275,189	11,235	4.1	8,878	3.2	49,934
WINTOP HOLSTEIN	TINKA	HO	10	1	9	2,734	265,867	11,365	4.3	8,837	3.3	49,878
HOUDEK DAIRY LLC	1957	HO	10	2	8	3,099	305,848	10,501	3.4	9,141	3.0	49,751
DEKAM, WES	1979	HO	13	8	10	3,799	324,268	10,316	3.2	9,069	2.8	49,680
JOHNSONS ROLLING ACRES	6053	HO	10	11	9	3,085	299,829	10,327	3.4	9,336	3.1	49,654
VOGT DAIRY LLC	368	HO	12	2	10	3,310	324,695	9,818	3.0	9,516	2.9	49,615
BANSE, LESTER DONNA	1	HO	8	3	6	2,486	264,199	11,223	4.2	8,863	3.4	49,593
DENNIS FELTMANN	LORAINE	HO	9	10	8	2,784	270,461	11,647	4.3	8,226	3.0	49,262
DIAMONDDVIEW	PROM	HO	11	2	8	3,219	309,411	10,053	3.2	9,241	3.0	49,119
CLEAR CREST FARM LLC	701	HO	10	2	8	2,725	299,002	10,724	3.6	8,714	2.9	49,117
GRUBER, BOB & KAYLIE	DOTTY	XX	10	8	7	3,012	266,007	10,794	4.1	8,971	3.4	48,973
SCHLAUDERAFF, GARY	7140	HO	11	8	8	3,063	314,946	10,315	3.3	8,839	2.8	48,939
REILAND FARMS	1137	HO	9	11	8	2,686	283,185	11,038	3.9	8,455	3.0	48,808
JAX DAIRY FARM INC.	5268	HO	10	4	8	2,910	277,719	11,177	4.0	8,345	3.0	48,720
TWIN SPRUCE FARMS	3284	HO	9	8	8	2,522	304,969	10,394	3.4	8,777	2.9	48,714
BENSON DAIRY INC.	2365	HO	11	3	8	3,228	274,631	10,506	3.8	9,000	3.3	48,653
KLINGSPORN FARMS	PRENTIC	XX	9	10	8	2,642	265,485	10,502	4.0	9,107	3.4	48,642
OLOUGHLIN FARMS LLC	140	HO	12	2	10	3,106	270,875	11,300	4.2	8,197	3.0	48,481
INGVALSON HILLTOP FARMS	236	HO	8	9	7	2,852	313,073	9,549	3.1	9,387	3.0	48,472
FUNKS MIDWAY DAIRY	2969	HO	11	1	10	2,880	292,970	11,320	3.9	7,902	2.7	48,451
TWIN SPRUCE FARMS	5854	HO	9	6	8	2,673	267,050	10,898	4.1	8,581	3.2	48,372
CLAY VIEW DAIRY	3405	HO	10	0	9	2,600	268,947	10,741	4.0	8,601	3.2	48,135
GAR-LIN DAIRY FARMS INC.	9658	HO	9	5	8	2,628	312,837	9,741	3.1	8,965	2.9	47,953

2019 High Lifetime Cows by \$ Value

Herd Owner	Cow Name	BR	Age	mo	Lact	DIM	Milk	Fat	%	Prot	%	\$ Value
CO-JO DAIRY	1096	HO	10	3	8	2,650	289,034	10,582	3.7	8,412	2.9	47,907
JOHNSONS ROLLING ACRES	776	HO	11	5	10	3,288	297,186	10,118	3.4	8,700	2.9	47,767
SELKE FARMS	993	HO	8	11	7	2,562	302,825	9,862	3.3	8,863	2.9	47,728
PATER DAIRY INC	8656	HO	8	8	7	2,404	273,178	10,626	3.9	8,377	3.1	47,516
KENNETH ALBERTS	CRISPY	HO	12	3	10	3,470	291,386	10,617	3.6	8,165	2.8	47,505
SCHULZE DAIRY	4052W	HO	10	2	9	2,680	276,908	10,087	3.6	8,846	3.2	47,498
GLEN-D-HAVEN HOLSTIENS	AMY	HO	12	5	9	3,456	261,266	11,373	4.4	7,760	3.0	47,439
DIERSEN, JOHN + KARYL	722	HO	9	11	7	2,838	295,267	9,857	3.3	8,645	2.9	47,050
REBER, JASON	1435	HO	11	8	9	3,234	312,216	9,595	3.1	8,692	2.8	47,038
NEWALTA DAIRY	2571R	HO	9	11	8	2,652	261,453	10,658	4.1	8,247	3.2	47,000
WENDT DAIRY LLC	788	HO	11	8	10	3,210	280,354	10,422	3.7	8,092	2.9	46,654
HYDE-PARK HOLSTEINS	3897	HO	8	4	7	2,075	264,839	10,479	4.0	8,217	3.1	46,646
GAR-LIN DAIRY FARMS INC.	10340	XX	9	0	8	2,468	279,686	10,079	3.6	8,425	3.0	46,639
REDALEN, MICHAEL	KASH	HO	13	2	11	3,375	280,299	9,215	3.3	9,200	3.3	46,522
GAR-LIN DAIRY FARMS INC.	10424	HO	9	0	8	2,505	283,724	10,278	3.6	8,115	2.9	46,488
GLEN-D-HAVEN HOLSTIENS	STORMY	HO	10	0	8	2,746	271,585	10,302	3.8	8,213	3.0	46,439
STELLING FARMS	VENICE	HO	8	4	6	2,482	283,704	10,320	3.6	8,029	2.8	46,389
KLINGSPORN FARMS	PEG	HO	8	10	7	2,524	266,345	9,993	3.8	8,522	3.2	46,326
SHEEHAN, JAMES AND JEROME	WOODPEC	HO	11	4	9	2,865	272,301	9,973	3.7	8,445	3.1	46,270
PAUL AND CINDY SWENSON	2112	HO	9	10	9	2,653	281,134	9,222	3.3	9,046	3.2	46,224
FJEL-MAR DAIRY	948	HO	9	4	9	2,694	262,098	10,476	4.0	8,034	3.1	46,172
SCHWAB DAIRY	42	HO	9	2	7	2,655	302,145	9,516	3.1	8,469	2.8	46,129
HERBER, SCOTT&MICHELLE	4118	HO	10	0	8	2,816	273,998	10,470	3.8	7,795	2.8	45,946
SEIFERT, JONATHAN	743	HO	10	0	8	3,062	273,042	10,334	3.8	7,927	2.9	45,923
REILAND FARMS	1118	HO	9	5	8	2,491	289,000	10,265	3.6	7,800	2.7	45,912
SOUTHVIEW DAIRY LLC	943	HO	10	2	8	2,904	263,865	10,257	3.9	8,087	3.1	45,872
KLEINS COW PALACE	1188	HO	9	9	8	2,802	273,733	10,183	3.7	8,004	2.9	45,790
GRUBER, BOB & KAYLIE	SUSIE	HO	11	10	9	3,519	275,496	10,102	3.7	8,048	2.9	45,761
DEKAM, WES	2177	HO	12	3	10	3,397	287,658	9,244	3.2	8,693	3.0	45,672
MCANDREWS DAIRY	1362	HO	9	3	6	2,651	280,241	9,644	3.4	8,382	3.0	45,646
IRISH RIDGE DAIRY LLC	387	HO	10	11	9	3,008	263,499	9,957	3.8	8,181	3.1	45,437
PATER DAIRY INC	8292	HO	10	9	9	2,651	284,633	9,293	3.3	8,566	3.0	45,421
CLEAR CREST FARM LLC	983	HO	8	8	7	2,386	270,900	9,662	3.6	8,361	3.1	45,398
TWIN SPRUCE FARMS	3674	HO	8	3	6	2,375	277,114	9,772	3.5	8,103	2.9	45,229
CO-JO DAIRY	162	JE	9	0	7	2,895	261,338	9,674	3.7	8,382	3.2	45,223
SHEA DAIRY	1762	HO	9	4	8	2,564	306,972	9,670	3.2	7,840	2.6	45,212
HEUSINKVELD FARMS	1383	HO	10	8	9	2,874	266,414	9,407	3.5	8,563	3.2	45,186
DEKAM, WES	2147	HO	12	7	8	3,446	282,458	9,243	3.3	8,510	3.0	45,139
OTTO, DENNIS	90	HO	11	6	9	3,211	288,640	8,967	3.1	8,688	3.0	45,104
RUSSELL J WIRT + FAMILY	2409	HO	8	8	6	2,625	275,122	10,091	3.7	7,747	2.8	45,075
TA LEONARD REG HOLSTEINS	PIPSTER	HO	10	3	8	2,763	261,645	10,724	4.1	7,258	2.8	44,997
FRIENDSHUH FARMS LLC	7K977	HO	11	2	10	2,938	302,701	9,385	3.1	8,055	2.7	44,970
SMITH FAMILY FARMS	870	HO	14	0	12	3,874	273,594	9,860	3.6	7,843	2.9	44,759
VALLEY ACRES DAIRY	10474	HO	8	11	7	2,461	275,264	9,094	3.3	8,549	3.1	44,726
BROGANS OAK HEIGHTS	890	HO	9	10	8	2,871	284,970	9,319	3.3	8,215	2.9	44,723
HYDE-PARK HOLSTEINS	3736	HO	7	7	6	2,129	267,565	9,567	3.6	8,164	3.1	44,685
VALLEY ACRES DAIRY	10336	XX	9	1	8	2,416	274,836	9,108	3.3	8,438	3.1	44,503
SCHLAUDERAFF, GARY	6373	HO	10	4	9	3,062	291,438	9,091	3.1	8,216	2.8	44,412
KLINGSPORN FARMS	JUNE	HO	9	6	8	2,447	274,346	9,427	3.4	8,054	2.9	44,327
HOUDEK DAIRY LLC	1849	HO	12	1	10	3,207	294,684	9,200	3.1	7,948	2.7	44,143

2019 High Lifetime Cows by \$ Value

Herd Owner	Cow Name	BR	Age	mo	Lact	DIM	Milk	Fat	Fat %	Prot	Prot %	\$ Value
CRAZY DAISY DAIRY	HEATHER	HO	7	8	6	2,272	277,055	9,004	3.2	8,323	3.0	44,092
GAR-LIN DAIRY FARMS INC.	10845	HO	9	0	8	2,307	263,694	9,695	3.7	7,773	2.9	44,006
DEKAM, WES	2275	HO	11	3	8	3,304	278,673	9,242	3.3	7,931	2.8	43,783
DNA FARMS INC	577	HO	10	11	9	2,830	282,813	8,847	3.1	8,256	2.9	43,765
FRIENDSHUH FARMS LLC	11714	HO	12	0	10	3,353	275,377	9,505	3.5	7,694	2.8	43,736
NEWALTA DAIRY	2823	HO	8	11	7	2,573	266,233	9,548	3.6	7,738	2.9	43,687
BLUE-EDGE DAIRY	1995	HO	9	2	7	2,977	294,126	7,783	2.6	9,112	3.1	43,679
SUNSHINE ACRES	255	HO	10	11	7	3,303	262,319	9,658	3.7	7,652	2.9	43,631
GAR-LIN DAIRY FARMS INC.	10910	HO	7	10	7	2,237	262,870	9,468	3.6	7,777	3.0	43,517
INGVALSON HILLTOP FARMS	1530	HO	9	5	7	2,551	261,678	9,351	3.6	7,903	3.0	43,514
VANDER WAL DAIRY	4259	HO	10	3	8	2,857	284,184	8,467	3.0	8,437	3.0	43,395
KENNETH ALBERTS	LAMIRA	HO	11	2	10	3,150	271,185	8,806	3.3	8,126	3.0	43,098
GAR-LIN DAIRY FARMS INC.	11555	HO	7	6	6	2,178	264,031	9,221	3.5	7,772	2.9	43,017
GOEDEN, KEVIN	245	HO	11	0	8	3,230	271,726	9,559	3.5	7,343	2.7	42,994
HINCKLEY HOLSTEINS LLC	2113	HO	8	5	7	2,172	266,739	8,884	3.3	8,044	3.0	42,970
CLEAR CREST FARM LLC	695	HO	8	11	7	2,539	285,458	8,542	3.0	8,132	2.8	42,924
GAR-LIN DAIRY FARMS INC.	10678	HO	8	2	7	2,206	275,990	9,328	3.4	7,476	2.7	42,907
STELTER HOLSTEIN DAIRY	10258	HO	8	4	7	2,378	267,186	8,837	3.3	8,042	3.0	42,878
CO-JO DAIRY	8593	HO	8	8	7	2,463	271,962	8,934	3.3	7,883	2.9	42,859
JOHNSONS ROLLING ACRES	3944	HO	10	6	8	2,792	265,815	9,109	3.4	7,776	2.9	42,837
LOWELL TANGEN	TUESDAY	HO	11	10	9	3,340	276,777	9,337	3.4	7,416	2.7	42,816
GAR-LIN DAIRY FARMS INC.	11524	HO	7	0	5	2,200	269,427	8,913	3.3	7,863	2.9	42,707
HOERNEMANN, MIKE-MANDI	906	HO	8	4	7	2,185	269,228	9,158	3.4	7,603	2.8	42,652
KENNETH ALBERTS	LELANI	HO	12	9	10	3,403	262,745	9,140	3.5	7,647	2.9	42,543
CLARK FARMS LLC	817	HO	8	2	6	2,187	283,826	8,819	3.1	7,660	2.7	42,439
KIEFLAND HOLSTEINS LLC	215REG	HO	8	11	8	2,437	273,640	8,518	3.1	7,970	2.9	42,218
SCHULZE DAIRY	142X	HO	9	5	8	2,868	295,791	8,174	2.8	8,035	2.7	42,206
BORST FAMILY DAIRY LLC	1431	HO	10	5	8	2,758	280,959	8,378	3.0	7,942	2.8	42,051
ZIMMERMAN, JOHN	829	HO	11	2	9	2,815	277,477	8,882	3.2	7,453	2.7	41,959
TWIN C DAIRY	308	HO	10	1	6	2,807	263,481	9,338	3.5	7,147	2.7	41,893
THOMPSON FAMILY DAIRY	745	XX	10	3	9	2,984	262,394	8,821	3.4	7,586	2.9	41,732
WATRIN FARMS INC	81	XX	7	6	6	2,419	271,347	8,519	3.1	7,761	2.9	41,707
RIVER CITY DAIRY	1772	HO	9	8	8	2,562	265,519	8,523	3.2	7,768	2.9	41,581
CRAZY DAISY DAIRY	EVE	HO	8	9	6	2,300	268,377	9,067	3.4	7,201	2.7	41,567
SCHUMACHER DAIRY	730	HO	13	0	11	3,410	263,654	9,099	3.5	7,226	2.7	41,567
KLEINS COW PALACE	1347	HO	9	8	8	2,641	265,224	8,631	3.3	7,492	2.8	41,201
HERBER, SCOTT&MICHELLE	2586	HO	10	4	9	2,730	264,902	8,127	3.1	7,963	3.0	41,157
MARTIN, WESLEY	300	HO	9	9	8	2,477	260,714	8,566	3.3	7,569	2.9	41,116
GAR-LIN DAIRY FARMS INC.	10484	HO	8	1	7	2,315	268,344	8,657	3.2	7,378	2.7	41,089
HERBER, SCOTT&MICHELLE	2568	HO	9	5	7	2,797	287,059	7,888	2.7	7,839	2.7	40,955
SCHWAB DAIRY	50	HO	9	8	8	2,547	260,732	8,930	3.4	7,109	2.7	40,883
PINE CREEK FARMS	97	HO	9	7	7	2,574	266,095	7,831	2.9	7,992	3.0	40,629
LAX DAIRY	1167	HO	11	3	9	3,092	265,590	8,300	3.1	7,540	2.8	40,620
MARTIN, ERNEST	250	HO	10	1	8	2,493	283,826	7,876	2.8	7,718	2.7	40,585
BARTHOLOME FARM LLC	1554	HO	8	10	7	2,526	270,462	8,299	3.1	7,383	2.7	40,402
GAR-LIN DAIRY FARMS INC.	10866	HO	8	9	8	2,228	261,649	7,991	3.1	7,614	2.9	40,030
VALLEY ACRES DAIRY	63	HO	7	1	5	2,201	279,498	8,166	2.9	7,178	2.6	39,911
CLARK FARMS LLC	574	HO	10	1	8	2,681	262,193	8,094	3.1	7,376	2.8	39,744
FRIENDSHUH FARMS LLC	5M1557	HO	8	2	7	2,296	277,197	7,216	2.6	6,785	2.4	37,004
FRIENDSHUH FARMS LLC	6M1595	HO	8	5	7	2,227	264,720	6,827	2.6	6,554	2.5	35,365

On-farm Testing Solutions for the Dairy Industry



FAST ▸ ACCURATE ▸ AFFORDABLE

Milk Quality Starts with Healthy Animals and Leads to Increased Production and Profit



the PortaBHB[®]
milk ketone test



the PortaSCC[®]
milk test



BHBCheck[™] Plus



UdderCheck[™]



IgGCheck[™]
Calf IgG Test Kit

Sub-clinical results ▸ No refrigeration required ▸ Extended shelf life

2019 Breed Averages	State		Brown				Milking	Mixed	Red &
	Avg	Ayrshire	Swiss	Guernsey	Holstein	Jersey	Shorthorn	Breed	White
Number of Herds	1172	6	10	8	942	30	4	179	5
Year Rolling Average									
Cows per Herd	162	19	57	34	175	56	30	151	40
% Cows in Milk	88	86	90	86	88	85	82	87	87
Days in Milk	180	209	209	181	178	198	202	181	177
Milk lbs.	21,692	15,757	21,259	14,656	22,629	15,279	16,722	19,042	23,375
% Fat	4.0	4.0	4.2	4.7	4.0	5.0	3.8	4.1	3.9
Fat lbs.	866	632	893	689	893	765	635	770	919
% Protein	3.2	3.2	3.5	3.4	3.2	3.7	3.2	3.2	3.2
Protein lbs.	690	498	746	496	713	557	531	615	749
SCC Count	246	186	319	202	243	225	249	258	415
% New Infections	2.6	2.6	3.0	2.5	2.5	2.8	2.8	2.7	2.9
% SCC Positive	21	27	25	17	21	24	43	23	13
Mngt Level Milk	73	57	71	50	76	52	59	64	77
Average Sire PTA									
Average NM\$, Service Sire	608	208	417	163	656	377	149	499	615
Average NM\$, 1st Lact.	255	46	144	132	268	131	17	254	147
Average NM\$, 2nd Lact.	220	40	167	82	235	73	-22	204	70
Average NM\$, 3rd+ Lact.	156	44	161	105	160	63	-1	173	98
First Lact. Vs. Other Lact. Cows									
Percent of Herd 1st Lact.	37	46	46	34	37	33	42	36	33
Avg Production Index, 1st Lact.	101	101	102	96	101	100	97	101	109
Avg Production Index, 2nd+	100	101	100	103	100	101	102	100	102
Average Age, 1st Lact.	26	28	25	27	26	25	27	26	26
Average Age, 2nd+	53	58	55	59	53	55	55	55	49
% Identified by sire, 1st Lact.	83	87	95	87	84	84	75	79	49
% Identified by sire, 2nd+	82	65	78	79	84	87	100	76	49
Avg Peak Milk, 1st Lact.	74	58	67	53	77	56	65	65	82
Avg Peak Milk, 2nd+	96	75	95	66	100	70	83	86	110
Avg Peak Milk, All Cows	88	69	80	63	91	66	76	78	96
Peak Ratio	0.77	0.74	0.72	0.80	0.77	0.79	0.79	0.77	0.71
% Leaving herd, 1st Lact.	11	8	7	13	12	11	31	10	3
% Leaving herd, 2nd+	29	49	30	31	29	33	37	27	26
Cows Dry Before Calving									
Average Days Dry	62	92	68	78	60	70	91	64	74
% Dry Less Than 40 days	10	0	5	3	11	7	2	9	1
% Dry 40 - 70 Days	69	56	70	59	70	66	62	67	50
% Dry More Than 70 days	20	43	20	38	19	25	36	23	49
Reproduction									
Minimum Calving Interval	14.1	14.6	15.2	14.4	14.1	14.3	14.2	14.3	13.5
Avg. Days to 1st Breeding	93	92	96	80	92	93	95	98	94
Avg. Days Open	149	165	182	157	147	154	150	156	129
Heat Detection Index	36	32	48	40	37	35	31	32	36
Pregnancy Rate	19	15	14	14	19	18	17	18	20
Mgmt. Calving Interval	14	17	15	14	14	15	16	14	14
Services per Conception	2.0	2.2	2.8	2.4	2.0	2.0	1.6	1.9	2.0
Annual Turnover Rate	41	58	37	44	41	43	67	37	29

Zumbrota Lab consolidates into Centre Labs

Early this month, the Zumbrota Lab transferred milk analyses and equipment to the larger and newer Centre Labs facility in Sauk Centre. The move is geared to continue efficient and quality milk analyses services in the face of the economic challenges facing dairy producers. The consolidation makes it easier to offer new information from the DHIA milk sample as technology continues to evolve.

Minnesota DHIA dairy producers, the University of Minnesota and the dairy community have been very well served by the people and services of the Zumbrota Lab. They have done all that was asked and expected, and done it very well indeed. They were an acknowledged leader in milk analyses in our world. We are grateful for their good efforts.

Muril Niebuhr moves to a field management position which also includes research and development as we look at new devices and sensors on the farm.

We salute South Goodhue and Stearns County Associations for their foresight in developing the labs and for their leadership in helping ensure quality services remain affordable.

In addition to milk analyses which include butterfat, protein, SCC, MUN, and solids on every sample, Centre Labs offer Pregnancy, Leukosis, and Johne's results using the DHIA milk sample. We also offer mastitis culturing on milk and bedding cultures as well as sensitivities.

The forage testing service continues at Centre Labs, in cooperation with our new partner Cumberland Valley Labs. Manure testing also continues after setting an all-time record for samples run during December.



**Thank
You!**

Front L to R: Laurie Eberhart-28 years, Amy Husbyn-20 years, Alyssa Mancilman 1 year, Danielle Kennedy-1 year

Back L to R: Muril Niebuhr-40 years, Rachael Sorby-4 years, Marissa Myers-4 and Nathan Hamblin-12 years.



VITA PLUS
Employee-Owned

Put our Team to Work for You!
Feed, nutrition and management expertise

Tom Berning Albertville, MN • 320.293.9565	Tasha Phillips Frederic, WI • 715.222.3720
Andy Carlson Darwin, MN • 320.221.1159	Kevin Ratka Cold Spring, MN • 320.290.2063
Peter Coyne Spring Valley, WI • 715.760.1140	Larrie Rosen New Munich, MN • 320.290.0253
Jack Hales Onamia, MN • 320.260.2830	Wyatt Smith Hudson, WI • 952.200.0265
John Kjolhaug Red Wing, MN • 507.951.2593	Barry Vlsser Hutchinson, MN • 320.583.1135
Keith Lesmelster Onawa, IA • 712.730.3005	Greg Wiener Sauk Centre, MN • 320.815.1448
Kate McAndrews Sauk Centre, MN • 320.241.1884	

800.362.8334 • www.vitaplus.com

Increase in RHA \$Value 3 years ago to this year				
Herd Name	City	# Cow	BR	\$ Value
MALIKOWSKI, KATHY	SAUK RAPIDS	26	HO	\$818
FRIENDSHUH FARMS LLC	CLEAR LAKE	1090	HO	\$737
VILAND, STEVE	PIPESTONE	36	HO	\$729
ABC DAIRY	MONTROSE	7	XX	\$722
SAUDER, LUKE & ROSANNA	BELGRADE	64	JE	\$694
METOGGA LAKE DAIRY LLC	NEW PRAGUE	454	HO	\$650
THOMPSON FAMILY DAIRY	LEWISTON	237	XX	\$627
MULLEN, TOM	RICE LAKE	55	HO	\$566
LIBBESMEIER, BRIAN	WATKINS	62	XX	\$546
TELLERS, MIKE AND DONNA	CHASKA	56	HO	\$545
MILLER, JOHN & KRIS	PLAINVEIW	305	HO	\$543
KURTHKINE HOLSTEINS	COSMOS	138	HO	\$541
ZAHBULLS HOLSTEINS LLC	PLAINVIEW	378	HO	\$537
NOLT FAMILY FARM	DODGE CENTER	130	HO	\$515
MITCHELL KRUGER DAIRY	NEW RICHLAND	54	HO	\$494
WAYRA DAIRY	TRAIL	384	HO	\$468
D & S HILLTOP FARM	BIGELOW	312	HO	\$463
BRAD & JUDY CHANDLER	RICE LAKE	72	HO	\$462
SEIFERT, JONATHAN	SLEEPY EYE	206	HO	\$460
BRUCE ASFELD	OSAKIS	104	HO	\$440
LEHNERTZ, GARY	PLAINVIEW	198	HO	\$438
GRIEBELS BLACK AND WHITE	NEW ULM	69	HO	\$433
SCHEFFLER DAIRY	ZUMBROTA	142	HO	\$433
UTHKE FAMILY	EYOTA	43	HO	\$431
SOLUM HOLSTEINS	SPRING GROVE	101	HO	\$425
CODY KNAACK DAIRY	GLENVILLE	79	HO	\$422
ROOT, KEITH	NEW RICHLAND	81	HO	\$414
IRISH RIDGE DAIRY LLC	MILLVILLE	76	HO	\$408
BLUMENFELD HOLSTEINS	HAWLEY	520	HO	\$401
GOEBELS DAIRY FARM	ALBANY	58	HO	\$394
DENNIS&DIANNE MUELLNER	SAUK CENTRE	71	XX	\$388
SHAMROCK FARMS	GOODHUE	284	HO	\$379
BURFEIND, PETER+DAVID	GOODHUE	334	XX	\$377
KLEINS COW PALACE	LAKE CITY	679	HO	\$374
LITTLE VALLEY DAIRY	PLAINVIEW	166	HO	\$374
TWIN SPRUCE	ROSE CREEK	88	HO	\$372
RUMPUS RIDGE FARMS	PRESTON	564	HO	\$363
ALDINGER, ROGER	WINONA	103	HO	\$358
ERTL FARMS INC	AVON	58	HO	\$348
HARMONY HILLS DAIRY	VICTORIA	65	XX	\$347
DIERSEN, JOHN + KARYL	CALEDONIA	178	HO	\$343
HIDDEN HILL DAIRY LLC	ST CHARLES	352	HO	\$338
REDALEN, MICHAEL	LANESBORO	233	HO	\$338
BECKMAN FARMS INC	PENNOCK	164	HO	\$336
RUSSEL WOITALLA	PIERZ	57	HO	\$335

Rolling Herd Average Above DHIA Dollar Value

Herd Owner	City	% MS		# Cows		BR	Milk	Fat	Prot	\$ Value
		3X								
DHIA Avg				121			21,772	866	690	\$3,827
Barron/Washburn										
BRAD & JUDY CHANDLER	RICE LAKE	100		72	HO		23,792	868	724	\$4,020
BREEZY HILL DAIRY	DALLAS	100		706	HO		23,357	968	745	\$4,296
DOUG & SANDRA DEROUSSEAU	RICE LAKE	101		80	HO		24,267	862	737	\$4,074
FRIENDSHUH FARMS LLC	CLEAR LAKE	99	X	1,090	HO		30,773	1,189	988	\$5,475
GEHL ACRES FARM	CAMERON	102		144	HO		24,753	964	784	\$4,421
GRAZIN ACRES	HILLSDALE	101		92	HO		23,630	910	741	\$4,155
IMAGE-POINT DAIRY	RICE LAKE	100		70	HO		23,148	933	726	\$4,159
JOHNSON, THOMAS	ST CROIX FALLS	103		34	HO		25,528	900	776	\$4,248
KAHL FARMS	RIDGELAND	106		131	HO		23,521	872	730	\$4,037
MANSHAEM, GORDON & MICHELE	CHETEK	100		38	HO		21,972	969	691	\$4,147
MARSHLAND FARMS	CUSHING	101		104	HO		25,219	970	801	\$4,463
MULLEN, TOM	RICE LAKE	101		55	HO		22,647	970	701	\$4,151
NYHUS, BRAD & HOLLY	CUMBERLAND	99		72	HO		22,810	932	746	\$4,176
RAY, RODNEY	CLEAR LAKE	100		54	HO		24,282	1,015	775	\$4,492
RIVER VALLEY DAIRY LLC	SHELL LAKE	102		117	HO		26,991	1,060	873	\$4,884
SUNKREST DAIRY	CUSHING	100		46	HO		22,341	845	676	\$3,861
TURNER DAIRY LLC	CENTURIA	104		186	HO		27,298	1,057	869	\$4,856
Becker										
AHO, TIM&SARAH	FRAZEE	105		164	HO		27,956	1,120	885	\$5,055
IMPOLA DAIRY	SEBEKA	99		92	HO		22,557	882	703	\$3,986
INGVALSON, ANDREW	FRAZEE	104		195	HO		23,245	887	739	\$4,113
J & A DAIRY	FRAZEE	102		497	HO		23,124	892	723	\$4,068
SCHLAUDERAFF, GARY	FRAZEE	101	X	653	HO		27,691	1,039	864	\$4,823
Benton										
ACKERMAN FARMS	SAUK RAPIDS	104		115	HO		24,670	980	797	\$4,471
CZECH ROADSIDE ACRES	FOLEY	102	X	614	HO		27,078	1,003	846	\$4,694
DANDEKEN HOLSTEIN	SAUK RAPIDS	101		81	HO		21,773	896	668	\$3,897
MAYHEW LAKE HOLSTEINS	SAUK RAPIDS	100		61	HO		23,663	868	699	\$3,961
MEHRWERTH, MITCH	SAUK RAPIDS	102		58	XX		25,560	1,004	820	\$4,609
NEW HEIGHTS DAIRY	RICE	102	X	3,742	XX		25,535	1,052	853	\$4,753
POPP DAIRY	RICE	102		250	HO		29,782	1,061	904	\$4,989
RIVERVIEW ENTERPRISES	FOLEY	101		93	HO		25,145	961	800	\$4,459
SCAPANSKI FARMS LLC	SAUK RAPIDS	102	X	228	HO		29,829	1,176	919	\$5,267
SCHMITT DAIRY	RICE	103		96	HO		28,739	1,178	894	\$5,207
SMELTER DAIRY	SAUK RAPIDS	102		71	HO		21,473	875	650	\$3,846
SONNEK FARMS	FORESTON	103		87	HO		24,053	915	767	\$4,247
Big Stone										
WEST RIDGE LLC	BELLINGHAM	100	X	523	HO		29,334	1,105	898	\$5,068
Brown										
DIAMONDDVIEW	ST JAMES	102		89	HO		22,553	797	710	\$3,830
GRIEBELS BLACK AND WHITE	NEW ULM	101		69	HO		25,120	915	809	\$4,345
LAX DAIRY	SLEEPY EYE	101	X	333	HO		27,964	1,079	866	\$4,896
OLMAR FARMS	SLEEPY EYE	106		166	HO		27,035	998	878	\$4,749
PORT HAVEN DAIRY	SLEEPY EYE	103		273	BS		24,453	1,012	860	\$4,621

$$\text{\$ Value} = (0.0257 \times \text{milk lbs}) + (2.10 \times \text{fat lbs}) + (2.17 \times \text{protein lbs}) + \{(350 - \text{SCC}/1000) \times 0.00092 \times (\text{milk lbs}/100)\}$$

Rolling Herd Average Above DHIA Dollar Value

Herd Owner	City	% MS 3X		# Cows	BR	Milk	Fat	Prot	\$ Value
	DHIA Avg			121		21,772	866	690	\$3,827
Brown Con't									
SEIFERT, JONATHAN	SLEEPY EYE	105	X	206	HO	26,739	1,077	844	\$4,811
SEIFERT, STEVEN	SLEEPY EYE	105	X	118	HO	25,273	1,008	807	\$4,571
SPRING CREEK DAIRY FARMS	SLEEPY EYE	103	X	153	HO	23,138	894	768	\$4,153
STADICK FARM INC	NEW ULM	102		187	HO	25,203	1,039	815	\$4,655
TAUER, DAVID D.& ANGIE	HANSKA	101		245	HO	26,140	1,029	842	\$4,703
Carver									
BRABEC FARMS	MAYER	101		144	HO	25,265	991	783	\$4,461
FLOWER-BROOK REG.HOL.	HAMBURG	99		107	HO	24,500	978	806	\$4,472
HARMONY HILLS DAIRY	VICTORIA	101		65	XX	23,123	935	731	\$4,205
HEUER DAIRY FARM	NORWOOD	101		137	HO	22,547	932	708	\$4,083
HOEN, LEONARD & STEVEN	NORWOOD	99		61	HO	25,115	1,065	808	\$4,621
HOESE DAIRY INC.	MAYER	99		140	HO	23,522	960	758	\$4,295
HOLLANDALE FARMS	COLOGNE	99		90	HO	21,874	908	666	\$3,936
JOPPS CENTURY FARMS	MAYER	100		92	HO	26,172	997	793	\$4,540
OTTO, DENNIS	NORWOOD	98		91	HO	22,965	977	747	\$4,237
SAINTVILLE DAIRY	NORWOOD-Y.A.	101		64	HO	25,521	1,035	810	\$4,599
SOUTHVIEW DAIRY LLC	COLOGNE	101		157	HO	23,363	959	765	\$4,279
TA LEONARD REG HOLSTEINS	YOUNG AMERICA	100		48	HO	26,661	1,063	833	\$4,776
TELLERS, MIKE AND DONNA	CHASKA	101		56	HO	28,992	1,095	877	\$5,018
Dakota									
BRAND HOLSTEINS	FARMINGTON	100		58	HO	22,491	907	707	\$4,025
EMERY DAIRY	DENNISON	100		187	HO	23,161	940	708	\$4,139
REUTER FARMS	HASTINGS	96		149	HO	25,960	1,050	840	\$4,744
RIVER CITY DAIRY	HASTINGS	102	X	397	XX	29,689	1,086	909	\$5,078
SAUBER, JOHN	LAKEVILLE	97		60	HO	23,393	969	772	\$4,363
SQUARE DEAL DAIRY	RANDOLPH	99	X	532	HO	26,503	1,107	864	\$4,893
ST.PAUL DAIRY	ST PAUL	103		140	XX	25,082	996	790	\$4,492
Dodge									
CURRIER BROTHERS	MANTORVILLE	101		108	HO	27,632	1,231	907	\$5,317
DALEY FARMS	PINE ISLAND	101	X	1,158	XX	22,513	965	737	\$4,229
KENNETH ALBERTS	PINE ISLAND	101	X	577	HO	25,135	1,014	797	\$4,524
MILLER, LYNN + RACHEL	DODGE CENTER	100		117	HO	24,584	983	779	\$4,445
NOLT FAMILY FARM	DODGE CENTER	101		130	HO	27,138	1,140	927	\$5,136
TOM AND PENNY BERG	PINE ISLAND	100		185	HO	24,733	927	760	\$4,255
Douglas									
LAKESIDE JERSEYS	ALEXANDRIA	102		76	JE	18,345	937	684	\$3,920
Fillmore									
BLUE VALLEY HOLSTEINS	FOUNTAIN	99		231	HO	23,823	977	766	\$4,360
CRYSTAL VIEW FARMS	FOUNTAIN	100	X	584	HO	26,880	1,031	869	\$4,777
DAHL FARMS	RUSHFORD	98		196	HO	23,207	875	744	\$4,073
DEER BROOK FARM	PETERSON	101		359	HO	26,842	1,053	831	\$4,764
HAZEL, BRIAN AND JUDY	LANESBORO	99	X	304	XX	26,823	1,003	859	\$4,703
HEUSINKVELD FARMS	SPRING VALLEY	101	X	459	HO	27,251	1,041	819	\$4,707
HINCKLEY HOLSTEINS LLC	CHATFIELD	106	X	439	HO	28,768	1,092	879	\$4,984
HOLST, TOM AND SUE	LANESBORO	100		181	HO	26,604	1,047	861	\$4,773
JOHNSONS ROLLING ACRES	PETERSON	101	X	1,337	HO	28,334	1,132	917	\$5,150
KAPPERS, JIM & RYAN	SPRING VALLEY	101		51	HO	22,995	907	752	\$4,108

Rolling Herd Average Above DHIA Dollar Value

Herd Owner	City	%		#			\$		
		MS	3X	Cows	BR	Milk	Fat	Prot	Value
	DHIA Avg			121		21,772	866	690	\$3,827
Fillmore Con't									
MULHERN DAIRY	FOUNTAIN	105	X	811	HO	27,310	1,096	861	\$4,917
REDALEN, MICHAEL	LANESBORO	100	X	233	HO	25,666	996	780	\$4,490
RUMPUS RIDGE FARMS	PRESTON	104		564	HO	24,534	1,047	791	\$4,570
SASS FARMS	CHATFIELD	99		259	HO	27,270	996	854	\$4,686
SCHEEVEL, DAVID + KATHY	PRESTON	102		127	HO	22,418	830	709	\$3,860
SHIR-MAN HOLSTEIN FARM	FOUNTAIN	99		61	HO	23,564	894	726	\$4,108
TRAIL SIDE HOLSTEINS	FOUNTAIN	99	X	653	HO	30,954	1,157	962	\$5,382
Freeborn									
CHAIN O LAKES DAIRY	BLUE EARTH	101		245	HO	27,080	1,076	853	\$4,833
KLASSIC HOLSTEIN	WASECA	102		34	HO	24,795	1,017	807	\$4,503
LARCREST HOLSTEIN DAIRY	ALBERT LEA	104		211	HO	22,960	970	759	\$4,252
MILBRANDT BROTHERS	ELMORE	102		167	HO	23,544	892	725	\$4,053
MILLER FARMS	OAKLAND	102		114	HO	23,688	968	735	\$4,267
ROOT, KEITH	NEW RICHLAND	100		81	HO	23,059	905	733	\$4,093
SAHR SIDE DAIRY	BRICELYN	99	X	1,571	HO	30,561	1,170	961	\$5,374
SAUFFERER BROS	MORRISTOWN	102		19	HO	23,853	903	775	\$4,219
SOHN DAIRY INC	BLUE EARTH	100		94	HO	22,012	883	723	\$4,004
Goodhue									
ALPENTAU DAIRY	REDWING	104		112	HO	23,297	899	689	\$4,017
BURFEIND, PETER+DAVID	GOODHUE	103		334	XX	27,879	1,141	936	\$5,209
C&J FAMILY DAIRY	PINE ISLAND	101		143	HO	23,733	943	745	\$4,260
CARLSON BROS	WELCH	101		74	HO	23,405	896	738	\$4,108
CASEY O'REILLY DAIRY	RED WING	106		86	HO	22,410	857	694	\$3,933
CLAY VIEW DAIRY	GOODHUE	100	X	1,271	HO	29,361	1,267	969	\$5,554
CRAZY DAISY DAIRY	KENYON	99		118	HO	29,370	1,103	919	\$5,126
DICKE CENTURY FARM	GOODHUE	99		200	HO	29,306	1,242	932	\$5,442
DICKE, MARK	GOODHUE	99		77	HO	25,051	972	796	\$4,421
DICKE, TREVOR	GOODHUE	102		100	XX	24,396	988	790	\$4,479
DOBY-DAY HOLSTEINS INC	RED WING	103		61	HO	22,414	884	714	\$4,017
FRIESE, DAVID AND BECKY	WANAMINGO	106		78	HO	22,009	930	704	\$4,067
HADLER, DALE AND JIM	GOODHUE	98		69	HO	22,856	862	762	\$4,058
HUNEKE DAIRY	BELLECHESTER	100		279	HO	24,084	963	796	\$4,354
KLINGSPORN FARMS	PINE ISLAND	105		166	HO	29,130	1,202	953	\$5,379
LOWELL TANGEN	WANAMINGO	102		159	HO	26,481	1,035	843	\$4,714
MILLER+SONS, RICHARD	ZUMBROTA	96		155	HO	21,061	874	705	\$3,927
OPSAHLS HOLSTEINS	GOODHUE	99		2	HO	26,436	1,083	839	\$4,812
RONNINGEN, KELLY AND KURTIS	WEST CONCORD	102		112	XX	22,931	849	717	\$3,975
ROSTAD FARMS	ZUMBROTA	104		59	HO	24,409	964	757	\$4,310
SCHEFFLER DAIRY	ZUMBROTA	102		142	HO	24,075	967	788	\$4,416
VANGSNESS BROS	KENYON	103		61	HO	24,318	949	724	\$4,229
WHITE ROCK DAIRY	GOODHUE	103	X	813	HO	28,080	1,080	865	\$4,915
ZUMBRO VIEW FARMS LLC	ZUMBROTA	98		76	HO	23,021	978	784	\$4,357
Hennepin									
PATNODE DAIRY LLC	CORCORAN	105		140	HO	24,464	918	751	\$4,229
SCHERBER, JOHN AND STACI	ROGERS	101		112	HO	23,284	931	731	\$4,163

$$\text{\$ Value} = (0.0257 \times \text{milk lbs}) + (2.10 \times \text{fat lbs}) + (2.17 \times \text{protein lbs}) + \{(350 - \text{SCC}/1000) \times 0.00092 \times (\text{milk lbs}/100)\}$$

Rolling Herd Average Above DHIA Dollar Value

Herd Owner	City	%		#		Milk	Fat	Prot	\$ Value
		MS	3X	Cows	BR				
	DHIA Avg			121		21,772	866	690	\$3,827
Houston									
BANSE, LESTER DONNA	CALEDONIA	102		187	HO	26,748	1,032	846	\$4,758
BANSE, MICHAEL & KRIS	EITZEN	103		93	HO	24,706	939	773	\$4,339
BIRCHWOOD GAP FARM	CALEDONIA	103		382	HO	23,449	955	750	\$4,259
DIERSEN, JOHN + KARYL	CALEDONIA	106		178	HO	26,082	1,079	866	\$4,871
HEINTZ BADGER VALLEY FARM	CALEDONIA	101	X	212	HO	29,119	1,076	899	\$5,010
HOSCHEIT FARMS	CALEDONIA	109	X	381	HO	27,640	1,057	835	\$4,785
HOUDEK DAIRY LLC	CALEDONIA	102	X	460	HO	29,597	1,159	907	\$5,235
KRUSE, DEVOINE	CALEDONIA	103		238	HO	28,607	1,045	894	\$4,941
LOEFFELHOLZ, ISIDORE & JANET	CALEDONIA	100		73	HO	24,163	1,025	745	\$4,444
PINE CREEK FARMS	LA CRESCENT	105		151	HO	24,111	952	785	\$4,321
SCHROEDER BROTHERS	CALEDONIA	102		164	HO	22,112	854	714	\$3,955
SELKE FARMS	DAKOTA	101		240	HO	30,140	1,141	960	\$5,329
SOLUM HOLSTEINS	SPRING GROVE	101		101	HO	24,877	924	792	\$4,338
WALNUT ROW FARM LLC	SPRING GROVE	100		24	HO	22,015	887	704	\$3,976
Jackson/Nobles/Cwood									
BROCKSHUS DAIRY LLC	OCHEYDAN	100	X	647	HO	27,917	1,032	847	\$4,768
D & S HILLTOP FARM	BIGELOW	102	X	312	HO	26,187	938	802	\$4,419
LEUTHOLD DAIRY	ELLSWORTH	102		151	HO	25,499	1,092	806	\$4,731
PEDLEY DAIRY	OCHEYEDAN	104	X	306	HO	29,033	1,099	876	\$5,000
Kandiyohi									
BECKMAN FARMS INC	PENNOCK	105	X	164	HO	27,083	1,019	855	\$4,689
BLDG-BLOCK FARM	PENNOCK	102		61	HO	23,475	880	733	\$4,073
GROSHENS, COREY	GROVE CITY	101		46	HO	22,951	909	714	\$4,074
HALLBERG, DAVID & STEPHANIE	PENNOCK	104		57	HO	24,372	994	789	\$4,461
PENNINGS, LAWRENCE	BLOMKEST	105		70	XX	21,745	867	722	\$3,977
POORTVLIET DAIRY	PRINSBURG	99		624	HO	22,931	822	740	\$3,949
SWART, ROGER & MARY	NEW LONDON	99		52	HO	22,876	880	719	\$4,045
Le Sueur									
BERNDT DAIRY	ELYSIAN	100		87	HO	23,148	912	748	\$4,165
GREGOR, DANIEL & ANNETTE	MONTGOMERY	101		66	HO	23,285	991	769	\$4,371
HOEFS' DAIRY	NEW PRAGUE	101		293	HO	24,735	1,038	799	\$4,612
MEADOW FRONT FARMS	CLEVELAND	103		124	HO	24,060	965	792	\$4,395
RYNDA, FRANCIS & THERESA	MONTGOMERY	98		49	HO	23,225	911	727	\$4,134
SHANGHAI DAIRY INC.	LE CENTER	105	X	332	HO	24,212	941	758	\$4,263
McLeod/Renville/Sibley									
BENSON DAIRY INC.	STEWART	103	X	240	HO	24,506	945	804	\$4,347
BODE DAIRY + FEEDLOT	GIBBON	104	X	651	HO	25,450	932	805	\$4,377
CHRISTENSEN, JON	HUTCHINSON	100		190	HO	23,186	885	706	\$4,013
HOWE HOLSTEINS	HUTCHINSON	101		101	HO	22,119	867	696	\$3,920
JER-LEY HOLSTEINS	HUTCHINSON	104		46	HO	24,076	910	773	\$4,224
KURTH, MICHAEL & KACIE	STEWART	101		102	HO	22,586	826	710	\$3,881
KURTHKINE HOLSTEINS	COSMOS	98		138	HO	24,347	1,022	769	\$4,478
SCOTT & JACOLYN RICKEMAN	HUTCHINSON	101		100	HO	26,473	1,024	840	\$4,702
SUNSHINE DAIRY LLC	ARLINGTON	100		91	HO	26,829	995	826	\$4,617

Rolling Herd Average Above DHIA Dollar Value

Herd Owner	City	% MS		#		Milk	Fat	Prot	\$ Value
		3X	Cows	BR					
	DHIA Avg			121		21,772	866	690	\$3,827
Meeker									
HEUER, STEVE&DEB	LITCHFIELD	98		35	HO	23,336	927	714	\$4,132
WARREN, JOHN & MIKE	WATKINS	99		143	HO	25,140	995	786	\$4,477
Mille Lacs									
CANC	ELK RIVER	107	X	69	HO	28,143	1,006	856	\$4,739
FLYINGCOW DAIRY	PRINCETON	101		166	XX	20,212	882	669	\$3,869
Morrison									
HOURSCHT DAIRY	LITTLE FALLS	100		82	HO	26,567	1,054	846	\$4,758
WALCHESKI FARMS	FOLEY	100		76	HO	24,776	954	766	\$4,324
Mower									
JAX DAIRY FARM INC.	ADAMS	100	X	1,168	HO	26,783	1,068	832	\$4,756
MILLER'S BLUE RIDGE FARMS	RICEVILLE	99		230	HO	23,958	923	756	\$4,222
TWIN SPRUCE	ROSE CREEK	99		88	HO	27,759	1,205	885	\$5,235
Murray									
JOHNSON DAIRY	HERON LAKE	103		103	HO	24,279	952	764	\$4,342
POST, BILL	CHANDLER	100	X	134	WW	27,538	1,003	872	\$4,725
RIDGEVIEW DAIRY	LAKE WILSON	103		205	HO	26,117	991	812	\$4,549
RYLAARSDAM DAIRY FARMS	CHANDLER	103		253	XX	21,498	839	713	\$3,841
SCHWARTZ DAIRY	SLAYTON	103		121	HO	22,462	901	742	\$4,093
THISTLE DEW DAIRY	WESTBROOK	99		121	HO	26,656	1,057	848	\$4,805
VANDER WAL DAIRY	SLAYTON	102	X	727	HO	23,020	837	724	\$3,848
Nicollet									
ANNEXSTAD DAIRY FARMS INC	ST PETER	105		194	HO	28,679	1,124	894	\$5,085
BASTIAN DAIRY	FAIRFAX	104		149	HO	25,202	1,004	793	\$4,487
BERANEK BROTHERS LLP	NEW ULM	105		175	HO	24,227	900	765	\$4,203
PAUL AND CINDY SWENSON	NICOLLET	100	X	284	HO	28,181	1,019	897	\$4,835
R K D DAIRY	NEW ULM	102		113	XX	25,438	885	799	\$4,277
SEITZER, PETER	ST PETER	101		62	HO	28,425	1,086	890	\$4,983
Olmsted									
ANDRING, MATT	DOVER	102		129	HO	25,071	951	798	\$4,422
BLUE HORIZON FARM	ROCHESTER	103	X	690	HO	30,850	1,201	925	\$5,385
BORST FAMILY DAIRY LLC	ROCHESTER	99		274	HO	26,483	979	801	\$4,529
BROGANS OAK HEIGHTS	ST CHARLES	102	X	519	HO	24,852	923	768	\$4,271
FJEL-MAR DAIRY	ZUMBRO FALLS	103		300	XX	22,364	899	756	\$4,120
HIDDEN HILL DAIRY LLC	ST CHARLES	102		352	HO	24,440	970	772	\$4,396
IHRKE FARMS	EYOTA	99		140	HO	28,531	915	846	\$4,511
KYLLO, PAUL	BYRON	103		95	HO	22,335	912	734	\$4,089
LITTLE VALLEY DAIRY	PLAINVIEW	102		166	HO	24,563	975	761	\$4,324
REILAND FARMS	LEROY	103	X	492	HO	29,904	1,230	941	\$5,450
SHEEHAN, JAMES AND JEROME	ROCHESTER	103		261	HO	24,035	964	746	\$4,274
SHEEHAN, ROBERT AND JEANNETTE	ROCHESTER	100		58	HO	24,569	1,003	774	\$4,446
SIEM, RICHARD AND DAN	ROCHESTER	99		217	HO	24,227	940	762	\$4,269
TERRA MCCREE HOLSTEINS	BYRON	101		91	HO	24,388	956	773	\$4,330
TWOHEY, EDWARD	STEWARTVILLE	102		302	HO	24,522	910	745	\$4,196

$$\text{\$ Value} = (0.0257 \times \text{milk lbs}) + (2.10 \times \text{fat lbs}) + (2.17 \times \text{protein lbs}) + \{(350 - \text{SCC}/1000) \times 0.00092 \times (\text{milk lbs}/100)\}$$

Rolling Herd Average Above DHIA Dollar Value

Herd Owner	City	%		#		Milk	Fat	Prot	\$ Value
		MS	3X	Cows	BR				
	DHIA Avg			121		21,772	866	690	\$3,827
Ottertail									
BROOKSIDE DAIRY	CLITHERALL	100	X	486	XX	27,344	959	826	\$4,574
BURKE DAIRY INC	SEBEKA	104		178	HO	26,380	1,123	817	\$4,872
DREYER DAIRY	OTTERTAIL	104	X	561	HO	23,111	906	765	\$4,163
FAITH ACRES DAIRY INC	HEWITT	102	X	136	HO	29,606	1,105	893	\$5,085
GOEDEN, KEVIN	WADENA	108		162	HO	23,109	932	728	\$4,158
GOLBERGS LAKEVIEW DAIRY	DEER CREEK	102	X	202	HO	23,920	1,002	775	\$4,424
HUTTUNEN, GORDON	WADENA	106		165	HO	26,891	1,097	876	\$4,892
HUWE, DAVID + JANICE	NEW YORK MILLS	99		40	HO	25,398	898	777	\$4,250
KOEHLER DAIRY	NEW YORK MILLS	102	X	389	HO	24,949	888	755	\$4,157
MENZE, MIKE	OTTERTAIL	100		82	HO	23,571	980	760	\$4,354
MOUNTAINVIEW DAIRY FARM	ASHBY	99		63	HO	21,913	859	695	\$3,860
MURSU, TOM TAMMY&JEREMY	NEW YORK MILLS	102	X	181	HO	26,527	981	841	\$4,576
NAMES DAIRY	BATTLE LAKE	107		91	HO	23,167	917	729	\$4,130
QUAAL DAIRY	UNDERWOOD	102	X	296	HO	25,608	917	795	\$4,331
RUTHER, AARON & TIFFANY	PERHAM	101		163	HO	22,116	895	718	\$4,055
SANDHILL DAIRY	PERHAM	100	X	353	HO	27,542	1,107	881	\$5,006
SCHORNACK, CHARLES & MARY	NEW YORK MILLS	100		50	HO	22,508	939	737	\$4,194
STONE DAIRY	HENNING	103	X	500	HO	25,624	1,047	841	\$4,722
STYLE HEAVEN HOLSTEINS	SEBEKA	101		187	HO	25,653	1,000	830	\$4,558
Pine									
J.M.PETERSON FARMS	PINE CITY	102	X	434	HO	30,044	1,117	881	\$5,090
SUNSHINE DAIRY	HINCKLEY	105		63	HO	24,211	913	752	\$4,155
Pipestone/Rock									
ASH GROVE DAIRY LLC	LAKE BENTON	101	X	1,205	HO	25,991	997	821	\$4,554
DEKAM, WES	EDGERTON	102	X	530	HO	26,565	1,007	803	\$4,564
EVANS, JIM	PIPESTONE	99		115	HO	27,037	1,031	823	\$4,702
HULSTEIN, MIKE	EDGERTON	101	X	551	HO	28,070	1,029	894	\$4,883
LUBBEN DAIRY	EDGERTON	101		406	HO	26,501	1,071	833	\$4,792
PATER DAIRY INC	PIPESTONE	100	X	1,418	HO	27,277	1,092	861	\$4,897
SCHULZE DAIRY	HOLLAND	100	X	647	HO	26,586	1,005	825	\$4,607
VILAND, STEVE	PIPESTONE	102		36	HO	28,008	1,084	842	\$4,888
ZEINSTR DAIRY	HOLLAND	100	X	902	HO	30,519	1,155	953	\$5,300
Pope									
BARNESS, PEDER	STARBUCK	102		158	XX	23,536	930	771	\$4,247
EMMERT, ANDY	HANCOCK	99	X	75	HO	28,352	1,055	915	\$4,973
EMMERT, CHRIS & DEANNA	HANCOCK	99	X	74	HO	27,741	997	884	\$4,770
KLIMEK, ROMUALD	GLENWOOD	104		86	HO	22,172	853	735	\$3,958
LANIGAN, JESSE	GLENWOOD	107		73	HO	20,973	840	708	\$3,849
RADERMACHER DAIRY LLC	BROOTEN	100		222	XX	22,157	943	740	\$4,202
Red Lake-Pennington									
BLUMENFELD HOLSTEINS	HAWLEY	104	X	520	HO	30,421	1,175	943	\$5,336
WALTER BROS FARM	PLUMMER	101		437	HO	25,481	1,124	830	\$4,867
WAYRA DAIRY	TRAIL	101	X	384	HO	28,195	1,145	905	\$5,132
Rice									
DAN KREKELBERG	FARIBAULT	99		65	HO	28,625	1,148	893	\$5,149
DUBAN, JAMES & KIM	MONTGOMERY	105		169	HO	25,362	1,042	831	\$4,693
KUBALL DAIRY FARM	WATERVILLE	104		235	HO	26,148	1,015	808	\$4,592
TRCKA, MARK	MONTGOMERY	101		88	HO	23,792	968	760	\$4,296
WOLF CREEK DAIRY	DUNDAS	101	X	451	HO	27,546	1,098	863	\$4,953

Rolling Herd Average Above DHIA Dollar Value

Herd Owner	City	% MS 3X		# Cows	BR	Milk	Fat	Prot	\$ Value
	DHIA Avg			121		21,772	866	690	\$3,827
Scott									
CASEY ACRES INC	PRIOR LAKE	101		51	HO	22,722	922	754	\$4,184
GLISCZINSKI, KEN & LINDA	NEW PRAGUE	100		245	HO	22,154	889	717	\$4,030
LAMBRECHT, RICHARD	BELLE PLAINE	101		95	HO	23,849	957	778	\$4,355
MARSCHALL, RICK	SHAKOPEE	100		154	XX	23,107	949	732	\$4,214
METOGGA LAKE DAIRY LLC	NEW PRAGUE	99		454	HO	29,399	1,165	948	\$5,319
OLOUGHLIN FARMS LLC	SHAKOPEE	100	X	310	HO	24,019	972	751	\$4,306
PAUL AND TIM KRUEGER	JORDAN	102		207	HO	27,328	1,133	860	\$4,955
SCHOENBAUER DAIRY	NEW PRAGUE	103		165	HO	25,808	1,021	777	\$4,536
STOCKER, RICK AND ANN	JORDAN	99		86	XX	26,693	1,091	860	\$4,904
STROBEL, RON & PATTY	HENDERSON	97		39	HO	24,069	970	772	\$4,383
WAGNER, RANDY AND LUANN	WEBSTER	98		338	HO	28,106	1,095	920	\$5,072
Southwest DHIA									
KALLEMEYN DAIRY	LAKE BENTON	102		160	HO	22,686	855	707	\$3,950
PETERS, ROGER	TYLER	102		249	HO	27,827	1,080	906	\$4,976
RYBINSKI DAIRY FARM	HENDRICKS	104		113	XX	23,140	865	727	\$4,015
Stearns									
AARON WIENER	SAUK CENTRE	101		87	HO	24,899	937	756	\$4,289
AINALI, MARK	FREERPORT	98		65	HO	23,434	884	753	\$4,115
ALTENDORF, ROGER	BELGRADE	107		50	HO	20,959	884	680	\$3,898
BEUTZ, RAY & JEAN	ALBANY	102		127	HO	27,294	1,089	899	\$4,961
BINIEK, JERRY & SUE	AVON	102		97	HO	25,047	992	783	\$4,471
BRINKMAN, MARC	GREY EAGLE	100		40	HO	22,638	844	723	\$3,891
BRUCE ASFELD	OSAKIS	103		104	HO	26,309	1,036	848	\$4,720
CHUCKKLAPHAKE JARRETTBORG	SAUK CENTRE	103		119	HO	23,434	929	719	\$4,151
D & J DAIRY	PAYNESVILLE	101		83	HO	24,205	898	736	\$4,145
DELBERT BECHTOLD	ST JOSEPH	99		47	XX	23,727	944	757	\$4,289
DENNIS&DIANNE MUELLNER	SAUK CENTRE	102		71	XX	22,932	902	716	\$4,057
DETERS DAIRY LLC	OSAKIS	100		654	HO	23,439	934	755	\$4,245
DOLL, RICHARD&JOSH	ALBANY	101		119	HO	22,092	891	676	\$3,917
DOUVIER, TOM	FREERPORT	98		50	XX	22,932	958	788	\$4,363
EBNET, JOEL & KATHY	HOLDINGFORD	102		42	HO	23,371	870	742	\$4,032
ERTL FARMS INC	AVON	105		58	HO	22,285	1,021	731	\$4,272
FAWNLAND FARM INC	ROCKVILLE	103		181	HO	23,849	886	758	\$4,144
FUNK, BRUCE&JAN	MELROSE	100		54	HO	24,159	1,013	795	\$4,513
FUNKS MIDWAY DAIRY	MELROSE	102	X	741	HO	27,000	1,201	850	\$5,117
GATHJE, SCOTT	RICHMOND	99		76	HO	24,949	964	792	\$4,433
GLEN & BECKY CHRISTEN	SAUK CENTRE	102		38	HO	23,522	929	734	\$4,206
GOEBELS DAIRY FARM	ALBANY	104		58	HO	27,076	1,104	864	\$4,870
GROETSCH BROS. DAIRY	SAUK CENTRE	104	X	133	HO	26,615	1,028	830	\$4,684
HEIEIE DAIRY	BROOTEN	102	X	158	HO	29,440	1,127	912	\$5,124
HEMMESCH DAIRY INC.	MELROSE	104		122	HO	25,410	1,018	808	\$4,594
HERDERING, STEVE & PAM	FREERPORT	103		126	HO	24,215	990	772	\$4,390
HERKENHOFF CENTRAL DAIRY	FREERPORT	103		169	HO	27,720	1,071	895	\$4,902
HIGH POINT DAIRY	MELROSE	99		125	HO	25,057	1,000	764	\$4,470
HOLTHAUS, JEREMY	RICHMOND	99		67	HO	22,942	937	724	\$4,153

$\$ \text{ Value} = (0.0257 \times \text{milk lbs}) + (2.10 \times \text{fat lbs}) + (2.17 \times \text{protein lbs}) + \{(350 - \text{SCC}/1000) \times 0.00092 \times (\text{milk lbs}/100)\}$

Rolling Herd Average Above DHIA Dollar Value

Herd Owner	City	% MS 3X		# Cows BR		Milk	Fat	Prot	\$ Value
	DHIA Avg			121		21,772	866	690	\$3,827
Stearns Con't									
JC DAIRY	RICHMOND	100		145	XX	21,801	885	744	\$4,084
JER-LINDY FARMS	BROOTEN	100		213	HO	25,645	1,034	825	\$4,637
KOLB DAIRY PARTNERSHIP	PAYNESVILLE	101		492	HO	26,803	1,054	868	\$4,800
KOLTES DAIRY LLC	ST. CLOUD	102		126	HO	28,016	1,102	880	\$4,988
KUECHLE DAIRY	WATKINS	106		247	HO	26,346	975	785	\$4,495
LIBBESMEIER, BRIAN	WATKINS	101		62	XX	23,590	956	736	\$4,246
LINN DAIRY FARM	RICHMOND	99		137	HO	27,809	1,097	876	\$4,926
LUX-URY HOLSTEINS INC.	EDEN VALLEY	102		125	HO	26,922	1,049	849	\$4,793
MARK RUEGEMER	VILLARD	99		70	HO	25,954	1,027	789	\$4,592
MARTIN, DORVIN	BELGRADE	100		112	HO	22,627	829	689	\$3,829
MARTIN, ERNEST	BROOTEN	101		250	HO	26,851	977	815	\$4,546
MAUS, DARYL+LISA	FREEPORT	102		68	HO	25,449	1,017	778	\$4,513
MAUS, JAMES & JEN	OSAKIS	102		101	HO	26,452	1,055	851	\$4,782
MEADOW BROOK DAIRY	SARTELL	102		90	HO	25,326	949	765	\$4,355
MEYER, MARK + LISA	BROOTEN	102		68	XX	23,196	939	722	\$4,161
MEYER, NICK AND TARA	SAUK CENTRE	102	X	274	HO	29,815	1,155	893	\$5,169
MIDDENDORF, DALE	SAUK CENTRE	97		90	HO	22,183	867	683	\$3,905
MIKE & LORI ZIMMERMANN	SAUK CENTRE	103		122	HO	22,473	884	714	\$3,955
MOLL, STEVE&JACKIE	FREEPORT	100		100	HO	29,341	1,150	950	\$5,264
NELSON, DWAIN & BARB	RICE	99		57	HO	23,062	958	711	\$4,150
PANEK DAIRY	GREY EAGLE	101		125	HO	26,718	1,023	847	\$4,719
PELKA, DOUG	ALBANY	102		56	HO	22,599	889	712	\$4,042
PETERMEIER, JEFF	MELROSE	98		55	HO	24,858	964	795	\$4,436
PRAMANN, NICK	CLEARWATER	105		98	HO	24,960	1,007	787	\$4,495
RAUSCH, DEAN	RICHMOND	103		75	HO	25,073	995	750	\$4,421
RICK & SHARI WEIR	VILLARD	101		63	HO	24,518	941	721	\$4,212
ROSINGER DAIRY	AVON	100		102	HO	21,564	852	691	\$3,863
RYBERG REG HOLSTEIN	FREEPORT	102		42	HO	23,488	906	716	\$4,109
SCHEFERS BROTHERS	PAYNESVILLE	102		75	HO	28,516	1,142	897	\$5,152
SCHERER FAMILY FARM INC	FREEPORT	103		298	HO	25,616	1,023	787	\$4,547
SCHERPING FARM	FREEPORT	98		88	HO	22,739	924	719	\$4,081
SCHILLER, MIKE & KAREN	FREEPORT	103		90	HO	23,360	986	792	\$4,432
SCHROEDER, DALE & LINDA	RICHMOND	104		83	HO	22,373	873	678	\$3,921
SCHUMER, JIM & MARILYN	ST STEPHEN	100		72	HO	22,505	960	712	\$4,176
SCHWING-D FARM CORP	ALBANY	104		423	HO	23,965	960	746	\$4,281
SHAUM, SAMUEL	SAUK CENTRE	101		121	HO	27,724	1,035	830	\$4,735
SLIVNIK, ROBERT & RANDY	RICE	105		53	HO	24,362	997	790	\$4,447
SMITH, JEREMIAH	ALBANY	101		49	HO	23,803	877	745	\$4,096
STOMMES, BRANDON	ALBANY	102		91	HO	27,462	1,036	825	\$4,740
TOM & JOYCE SEDGEMAN	SAUK CENTRE	102		403	HO	22,284	888	710	\$4,002
TRAUT, JOHN & CARL	SARTELL	101		140	HO	27,642	1,076	867	\$4,879
TWIN SPRUCE FARMS	RICHMOND	109	X	2,201	HO	29,299	1,097	934	\$5,107
VOGT DAIRY LLC	SAUK CENTRE	104		317	HO	27,208	991	825	\$4,631
WALZ, GREG & SANDY	RICHMOND	105		52	HO	22,981	920	714	\$4,114
ZIMMERMAN, CARLTON	BROOTEN	99		52	HO	24,472	899	755	\$4,157

\$ Value=(0.0257 x milk lbs)+(2.10 x fat lbs)+(2.17 x protein lbs)+{(350 - SCC/1000)x0.00092x(milk lbs/100)}

Rolling Herd Average Above DHIA Dollar Value

Herd Owner	City	% MS		#		Milk	Fat	Prot	\$ Value
		3X	Cows	BR					
	DHIA Avg			121		21,772	866	690	\$3,827
Steele									
CLOVER GLEN HOLSTEINS	CLAREMONT	103		29	HO	22,635	937	757	\$4,225
KASHOME HOLSTEINS	MEDFORD	100		243	HO	23,987	986	779	\$4,417
PFEIFER, JAMES C	OWATONNA	102		52	HO	25,634	1,038	827	\$4,685
SCHMITY HOLSTEINS	OWATONNA	104		188	HO	24,963	1,062	819	\$4,681
SEYKORA, BRIAN	BLOOMING PRAIRE	101		50	HO	25,767	1,052	831	\$4,705
Swift									
YOUNGS DAIRY	BENSON	107		114	HO	26,981	947	821	\$4,502
Todd									
BLOMMEL, LLOYD AND JULIE	FREEMONT	100		153	HO	25,317	1,095	815	\$4,776
CLASEMANN DAIRY	LONG PRAIRIE	99		240	HO	27,361	1,004	844	\$4,691
DOLENCE, DEB	GREY EAGLE	101		55	HO	23,882	937	752	\$4,239
HOLLERMANN DAIRY	BURTRUM	101	X	584	HO	31,211	1,230	974	\$5,566
LISSON HOLSTEIN	BROWERVILLE	102		60	HO	23,678	923	737	\$4,156
LOREN&LIZ VETSCH	BROWERVILLE	98	X	266	HO	24,364	955	799	\$4,365
POHLMANN, JERRY & BEV	GREY EAGLE	105		71	HO	27,495	1,034	855	\$4,798
RINDE FARMS LLC	LONG PRAIRIE	104		283	HO	25,652	1,013	805	\$4,556
ROHDE, JEFFREY & KORINNA	GREY EAGLE	103		71	HO	25,072	1,006	783	\$4,514
RON HENGEMUHLE	LONG PRAIRIE	101		215	HO	26,434	995	841	\$4,638
THURK-HIEBERT, ALICIA	BROWERVILLE	98		38	HO	23,196	910	727	\$4,120
Unaffiliated									
DAIRYRIDGE	LONG PRAIRIE	99	X	1,414	HO	25,312	997	806	\$4,541
Wabasha									
BEAVER OAK REDS	ALTURA	101		8	WW	21,195	834	685	\$3,829
HOLST, JARY	KELLOGG	101		131	HO	21,395	865	664	\$3,828
HOLST, MAREN & JEREMY	LAKE CITY	101		125	XX	24,596	994	832	\$4,585
HYDE-PARK HOLSTEINS	ZUMBRO FALLS	100	X	650	HO	34,126	1,436	1,103	\$6,334
IRISH RIDGE DAIRY LLC	MILLVILLE	99		76	HO	26,431	1,068	828	\$4,784
KLEINS COW PALACE	LAKE CITY	103	X	679	HO	29,410	1,148	912	\$5,170
LEHNERTZ, GARY	PLAINVIEW	101		198	HO	26,182	1,053	838	\$4,755
LEHNERTZ, TRAVIS	PLAINVIEW	101		149	JE	19,641	948	701	\$4,056
LEISEN FARMS INC.	PLAINVIEW	100		68	HO	26,533	1,017	822	\$4,658
MELLGREN, ADAM & SARAH	ZUMBRO FALLS	98		72	HO	26,525	1,027	784	\$4,604
MILLER, BILL & ALAN	THEILMAN	99		249	HO	23,936	939	738	\$4,248
MILLER, JOHN & KRIS	PLAINVEIW	98		305	HO	24,977	1,076	813	\$4,719
PETERS, WAYNE AND JOSIE	LAKE CITY	100		130	HO	24,312	1,029	809	\$4,585
RYAN, ERIC	GOODHUE	101		218	HO	27,181	1,055	889	\$4,889
SEXTON, STACI	ZUMBRO FALLS	99		64	HO	24,371	1,065	800	\$4,643
TIMM, DUANE&KAREN	PLAINVIEW	100		112	HO	23,250	911	748	\$4,173
WEISENBECK, DON AND SALLY	DURAND	103	X	465	HO	26,732	1,117	844	\$4,919
WENDT DAIRY LLC	ST CHARLES	102		123	HO	25,544	1,050	807	\$4,626
ZABEL BORGSCHATZ DAIRY	PLAINVIEW	102		171	HO	28,790	1,197	916	\$5,253
ZAHBULLS HOLSTEINS LLC	PLAINVIEW	100	X	378	HO	28,715	1,092	861	\$4,953
Wadena									
MALONE, BILL	WADENA	102		48	HO	24,897	982	818	\$4,506
MALONE, JOHN	WADENA	100		67	HO	22,258	923	714	\$4,065
SEIBERT, RAY AND CHERYL	SEBEKA	103		84	XX	22,548	928	745	\$4,170
TWIN C DAIRY	SEBEKA	101		186	HO	23,434	904	726	\$4,062

Rolling Herd Average Above DHIA Dollar Value

Herd Owner	City	%		#		Milk	Fat	Prot	\$ Value
		MS	3X	Cows	BR				
	DHIA Avg			121		21,772	866	690	\$3,827
Washington/Chisago									
CHI-LAKES HOLSTEINS	CHISAGO CITY	104		46	HO	24,103	985	784	\$4,410
DANINGER INC	FOREST LAKE	105		69	HO	25,155	894	782	\$4,260
LINDAHL FARMS	LINDSTROM	105		123	HO	22,907	866	719	\$4,011
LINDO FARMS	CENTER CITY	105	X	47	HO	28,735	1,115	870	\$5,026
Winona									
ALDINGER, ROGER	WINONA	101		103	HO	29,122	1,073	881	\$4,977
BIRCH POINT FARMS PESHON	MINNESKA	103		315	HO	25,153	941	751	\$4,316
BREEZY POINT FARM LASKA	WINONA	102		136	XX	20,491	882	668	\$3,872
BROSIG, MARK	ALTURA	100		243	HO	25,621	1,076	832	\$4,775
CLARK FARMS LLC	ROLLINGSTONE	101	X	531	HO	30,140	1,164	942	\$5,329
FEINE, SCOTT	RUSHFORD	106		73	HO	22,766	887	724	\$4,062
GIBBS, NATHAN & BRIDGET	ROLLINGSTONE	105	X	180	HO	28,054	1,181	832	\$5,064
HEIM, BRUCE & JODI	LEWISTON	100	X	377	HO	26,685	1,007	800	\$4,601
HERBER, SCOTT&MICHELLE	UTICA	100	X	680	HO	31,077	1,207	950	\$5,461
HILKE-ERIC	ALTURA	98		113	HO	23,870	939	783	\$4,329
HIL-RAY FARMS	MINNESOTA CITY	100		255	HO	23,210	900	713	\$4,066
JOHNSON DARREN+LYNN	WINONA	103		226	HO	29,160	1,186	913	\$5,290
KAMMERER, LYLE & ADAM	WINONA	103		164	HO	23,490	868	729	\$4,043
KRONEBUSCH FARMS LLC	ALTURA	100	X	319	HO	28,549	1,109	865	\$5,003
MASCHKA DAIRY	MINNESOTA CITY	101	X	267	HO	29,143	1,073	914	\$5,046
MEYER BROS DAIRY	RUSHFORD	106		539	HO	25,139	987	743	\$4,378
OLSON, JAMES & BETH	LEWISTON	104		75	HO	25,454	955	752	\$4,355
RUSSELL J WIRT + FAMILY	LEWISTON	99	X	545	HO	28,289	1,118	870	\$5,030
SCHREIBER BROS	RUSHFORD	101		55	HO	24,922	928	718	\$4,210
SOBECK, JAMES & GARY	WINONA	100	X	314	HO	26,631	987	827	\$4,605
THOMPSON FAMILY DAIRY	LEWISTON	102		237	XX	25,576	1,087	788	\$4,705
VALLEY VIEW FARM 1	WINONA	102		144	HO	26,485	1,115	822	\$4,853
Wright									
ABEL, DEREK	BUFFALO	101		66	HO	20,443	891	693	\$3,896
CHANLORE FARM INC	COKATO	101		310	HO	24,570	995	776	\$4,437
DIERS CORPORATION	WAVERLY	101		239	HO	22,536	889	706	\$4,004
GRANGROTH, TED	COKATO	105		137	HO	22,943	882	715	\$4,022
HENDRICKSON FARM'S	KIMBALL	101		115	HO	23,237	953	761	\$4,279
HEUER, RICK & PETER	LESTER PRAIRIE	102		83	HO	23,808	946	745	\$4,249
HOERNEMANN, MIKE-MANDI	WINSTED	101		208	HO	28,067	1,138	875	\$5,076
KRAIG&RACHELLE KRIENKE	LESTER PRAIRIE	104	X	525	HO	33,439	1,346	1,031	\$6,001
KRAUSE HOLSTEINS INC.	BUFFALO	102		239	HO	24,803	1,010	773	\$4,437
MAUK, HARLAN	HOWARD LAKE	102		99	HO	25,984	950	809	\$4,438
MERRYVILLE FARM	WAVERLY	99		304	HO	25,772	1,037	830	\$4,700
MINKOTA HOL. LLC-	HOWARD LAKE	101		124	HO	26,759	1,067	841	\$4,768
YOUNGREN, SCOTT AND DYLAN	WAVERLY	102		150	HO	22,149	862	696	\$3,898
Yellow Medicine									
STELTER HOLSTEIN DAIRY	WOOD LAKE	102	X	279	HO	29,171	1,058	895	\$4,966

$$\text{\$ Value} = (0.0257 \times \text{milk lbs}) + (2.10 \times \text{fat lbs}) + (2.17 \times \text{protein lbs}) + \{(350 - \text{SCC}/1000) \times 0.00092 \times (\text{milk lbs}/100)\}$$

2019 Organic Averages

	DRMS	MN
Number of Herds	156	13
Cows per Herd	87	131
% Cows in Milk	86	87
Days in Milk	182	185
Rolling Milk	15,636	14,332
Fat Percent	4.1	4.2
Rolling Fat	632	596
Protein Percent	3.1%	3.2%
Rolling Protein	490	453
SCC Actual	250	278
SCC Score	2.8	3.0
Percent Infected	24	23
MLM_lbs	54	49
PTA\$ for Serv Sires	379	341
Net Merit -Lact 1	119	167
Net Merit - Lact 2	85	148
Net Merit - Lact 3+	43	97
Percent Identified by Sire Lact 1	71	75
Percent Identified by Sire Lact 2+	70	73
Peak Milk 1st Lact	55	52
Peak Milk 2+ Lact.	73	67
Peak Milk - All	67	62
Peak Ratio	0.76	0.77
Percent Cows Left Herd - 1st Lact	9	10
Percent Cows Left Herd - 2+ Lact	26	25
Days Dry - All Lactations	68	65
Dry Less Than 40 Days %	8	13
Dry 40-70 Days %	61	61
Proj Calving Interval	14	15
Days to 1st Serv-Total Herd	94	91
Days Open	156	165
Percent Cows Left Herd	34	35
Pregnancy Rate	17	12
Management Calving Interval	14.4	14.1
Services per Conception	1.8	1.5
Percent New Infections	7	8

CAREER SERVICE AWARDS



Muril Niebuhr presenting Lab Technician, Lori Eberhart from Zumbrota the Career Service award for 28 years of service.



Muril Niebuhr presenting Lab Supervisor, Amy Husbyn from Wanamingo the Career Service award for 20 years of leadership and service.



Lab Supervisor, Ruth Siems from Mazeppa, received the Career Service award for 23 years of leadership.



Dave Susag from Battle Lake is awarded the Career Service award for 31 years of outstanding service to the dairy producers of Minnesota. Dave served as a Field Technician, Trainer and innovation pioneer. Dave recently retired again and we wish him all the best. This is bad news for the fish.

2020 National DHIA Scholarship Recipients From Minnesota DHIA

Ross Herber, Utica, MN

Scott and Michelle Herber

Dairy Science at University of Wisconsin-River Falls

The Lewiston-Altura High School student body president, Ross excels in leadership and academics. He served as the National Honor Society treasurer and as an FFA officer, and was named Academic All-Conference for soccer and wrestling. His wrestling leadership roles include team captain and junior team assistant coach. On his family's dairy farm – Shadycrest Holsteins – he plants and harvests crops, feeds calves, milks cows, hauls manure and maintains farm equipment. Ross plans to return to the family farm after college graduation. Through DHI records, he closely monitors the herd's somatic cell counts, calving intervals and animal health.



Shelby Kuechle, Eden Valley, MN

Perry and Sarah Kuechle

Dairy Production at South Dakota State University



The Minnesota Junior Holstein Association vice president, Shelby's dairy honors include National FFA proficiency finalist and state winner in dairy production, Midwest Dairy scholarship recipient, Midwest Dairy Ambassador for South Dakota, Meeker County Dairy Princess and top individual at Minnesota's regional dairy cattle evaluation contest. For Eden Valley-Watkins FFA, she served as president and secretary. Also, Shelby was the EVW speech team captain and a National Honor Society member. In 4-H, her team placed second in the National 4-H dairy knowledge contest and she served as club president and reporter.


Calissa Lubben, Edgerton, MN

Cal and Char Lubben

Dairy Production at South Dakota State University

Minnesota DHIA

A Princess Kay of the Milky Way finalist, Calissa has served as the South Dakota Dairy Ambassador and Rock/Pipestone County Dairy Princess. Last summer, she worked as an assistant DHIA field representative where she helped test cattle near Rock Valley, Iowa. Through this job, Calissa helped record data and collect milk samples before they were shipped to the lab. Her other work experience includes silage quality intern for Big Gain/Lallemand Animal Nutrition, SDSU farmhand and research assistant, milking and calf technician at Lubben Dairy, elite calf herdsman for Trans Ova Genetics and certified nursing assistant.



Justin Thomforde, Goodhue, MN

Jerod and Tammy Thomforde

Ag Business (minor in Animal Science and Agronomy) at South Dakota State University



An A Honor Roll student since seventh grade, Justin was a member of Envirothon where students competed in competitions about nature and how to preserve natural resources for future generations. His other high school activities included National Honor Society, football, basketball, trap shooting, band, choir and FFA. His FFA leadership roles included president, vice president and secretary. In 2017, his FFA livestock judging team won the Minnesota contest. Justin belonged to 4-H, where he served as president and vice president, and Goodhue County 4-H Council secretary. At SDSU, he is involved in Block & Bridle, Swine Club and Dairy Club.

2020 National DHIA Veterinary Student Scholarship Recipients

Josh Brown

University of Minnesota College of Veterinary Medicine



Josh Brown's interest in veterinary medicine ignited at a young age. The son of a mixed animal veterinarian, he witnessed his first displaced abomasum surgery at age 6. His innate comfort around dairy cows stems from the extensive hours he put into his family's dairy farm. In veterinary school, Josh participates in the Production Animal Medicine Club, Small Ruminant and Camelid Club, and Vetouch. These clubs entail doing wet labs on the weekends, providing pet health care for community members with low incomes and attending informational lunch meetings. During the summer of 2018, he worked on three research projects, which involved selective dry cow therapy, teat sealants and Johne's disease. Last summer, Josh interned on a 1,700-cow dairy in Wisconsin. His duties included assisting with calvings and herd checks, processing calves, treating fresh cows and sick cows, and entering data into DairyComp.

Mary Liebenstein

University of Minnesota College of Veterinary Medicine

Attending the National 4-H Dairy Conference sparked Mary's interest in becoming a veterinarian. Her dairy farm background provided a solid foundation, but she recognized the diversity among dairy farms, so she interned on a 1,500-cow dairy and a system of dairies with 8,000 cows each. Mary did a bovine externship in Washington state, which provided yet another perspective of dairy farming. Before starting veterinary school, she spent a summer working with bovine faculty to collect data for research projects on calves and lameness. This opportunity showed Mary the importance of accurate data collection and ongoing research to help advance the dairy industry. Armed with a Spanish minor, she communicated in Spanish with many farm employees and conducted trainings. Mary serves as the Production Animal Medicine Club bovine vice president and belongs to Business Management Association and Christian Veterinary Fellowship.



2019 Minnesota State Fair Dairy Showcase Winner



Minnesota DHIA helped sponsor the 2019 Minnesota State Fair 4-H Dairy Showcase. Pictured is Kendra Waldenberger of Spring Grove receiving the award presented by Co-Sponsors Dana Allen-Tully and Jim Tully.

Minnesota State Fair 4-H dairy cattle exhibitors who receive a purple or blue ribbon in their respective class are eligible to participate. Youth also complete an online leadership portfolio and earn points based on his or her project leadership, dairy-related activities and community involvement. Bonus points are given to individuals receiving champion and reserve champion honors. A committee of judges selects the top 25 based on a scorecard format

EID Readers as efficient as you.

DATAMARS Livestock™


For more information, contact Wes Schroeder or Pat Wright at 800.433.3112.

Tru-Test
DATAMARS

Z TAGS
DATAMARS

High Herds by Breed - \$ Value

Name	Town	3X	%MS	Cows	Milk	Fat	Protein	\$ Value
Ayrshires				16	13,514	507	424	\$2,466
CORY AND KRISTEN SALZL	LITCHFIELD		107	3	21,399	767	606	\$3,537
BREEZY POINT FARM LASKA	WINONA		102	8	17,934	724	567	\$3,262
IRRTHUM FARM INC.	WANAMINGO		105	27	15,135	565	482	\$2,618
Brown Swiss				124	21,387	883	743	\$3,932
PORT HAVEN DAIRY	SLEEPY EYE		103	20	25,885	1,057	907	\$4,803
HINCKLEY HOLSTEINS LLC	CHATFIELD	3X	106	6	24,458	974	787	\$4,402
Fleischvich				239	18,452	754	525	\$3,456
MIKE & LORI BOESL	BOYCEVILLE		102	239	18,452	754	525	\$3,456
Guernsey				46	14,674	680	494	\$2,890
BREEZY POINT FARM LASKA	WINONA		102	50	17,100	819	584	\$3,466
MARSHALL KORN	ATWATER		100	27	16,893	776	571	\$3,343
DAVID & DONNA ANDERSON	LESTER PRAIRIE		100	48	15,757	746	536	\$3,157
DAVID BANDLI	RICE LAKE		101	42	14,850	698	481	\$2,917
Holstein				193	25,075	982	789	\$4,452
HYDE-PARK HOLSTEINS	ZUMBRO FALLS	3X	100	650	34,126	1,436	1,103	\$6,334
KRAIG&RACHELLE KRIENKE	LESTER PRAIRIE	3X	104	525	33,439	1,346	1,031	\$6,001
HOLLERMANN DAIRY	BURTRUM		101	584	31,211	1,230	974	\$5,566
CLAY VIEW DAIRY	GOODHUE	3X	100	1,271	29,361	1,267	969	\$5,554
REILAND FARMS 1	LEROY	3X	103	451	30,621	1,243	956	\$5,530
Jersey				84	15,818	769	569	\$3,345
REILAND FARMS 2	LEROY	3X	103	41	21,604	1,085	771	\$4,551
DICKE CENTURY FARM 2	GOODHUE		99	9	19,023	1,045	707	\$4,267
TRAVIS LEHNERTZ	PLAINVIEW		101	149	19,641	948	701	\$4,050
RADERMACHER DAIRY LLC 2	BROOTEN		100	125	18,835	908	677	\$3,902
MARSHALL KORN 2	ATWATER		100	12	20,984	844	681	\$3,827
Milking Shorthorn				27	17,346	674	552	\$3,085
BERNARD A MANDERFELD 1	FARIBAULT		102	62	17,477	709	567	\$3,193
Red & White				31	26,786	987	850	\$4,624
BILL POST	CHANDLER	3X	100	134	27,538	1,003	872	\$4,725
Mixed Breed				161	21,822	869	704	\$3,937
PETER+DAVID BURFEIND 1	GOODHUE		103	236	28,650	1,156	947	\$5,287
RIVER CITY DAIRY	HASTINGS	3X	102	397	29,689	1,086	909	\$5,078
ZEINSTRA DAIRY 2	HOLLAND	3X	100	151	28,613	1,091	904	\$4,999
RICK AND ANN STOCKER	JORDAN		99	86	26,693	1,091	860	\$4,904
BROOKSIDE DAIRY	CLITHERALL	3X	100	486	27,344	959	826	\$4,574



YOU CAN EXPECT MORE FROM Y-TEX®.

More in the way of the world's finest livestock identification ear tags, including Y-Tags™ one-piece ID tags, All American two-piece ID tags, & Y-TEX Electronic ID Tags. Insecticide ear tags including TRI-ZAP™, the newest and most advanced Insecticide Tag, giving Y-TEX the most extensive rotation plan. And livestock pest control options, like BRUTE® Pour-On for Cattle, PYTHON® Dust and GardStar® Livestock and Premise Insecticide.

To learn more about Y-TEX products and our outstanding customer service, visit www.ytex.com or call (888) 600-YTEX.



Y-TEX® is a registered trademark of Y-TEX Corporation. All brands pictured are either trademarks or registered trademarks of Y-TEX Corporation.
© 2020 Y-TEX Corporation.

2019 High 200 Herd Honor Roll

Herd Owner	City	%		#		Milk	Fat	Prot	\$ Value
		MS	3X	Cows	BR				
HYDE-PARK HOLSTEINS	ZUMBRO FALLS	100	3X	650	HO	34,126	1,436	1,103	\$6,334
KRAIG&RACHELLE KRIENKE	LESTER PRAIRIE	104	3X	525	HO	33,439	1,346	1,031	\$6,001
HOLLERMANN DAIRY	BURTRUM	101	3X	584	HO	31,211	1,230	974	\$5,566
CLAY VIEW DAIRY	GOODHUE	100	3X	1,271	HO	29,361	1,267	969	\$5,554
FRIENDSHUH FARMS LLC	CLEAR LAKE	99	3X	1,090	HO	30,773	1,189	988	\$5,475
SCOTT&MICHELLE HERBER	UTICA	100	3X	680	HO	31,077	1,207	950	\$5,461
REILAND FARMS	LEROY	103	3X	492	HO	29,904	1,230	941	\$5,450
DICKE CENTURY FARM	GOODHUE	99		200	HO	29,306	1,242	932	\$5,442
BLUE HORIZON FARM	ROCHESTER	103	3X	690	HO	30,850	1,201	925	\$5,385
TRAIL SIDE HOLSTEINS	FOUNTAIN	99	3X	653	HO	30,954	1,157	962	\$5,382
KLINGSPORN FARMS	PINE ISLAND	105		166	HO	29,130	1,202	953	\$5,379
SAHRSIDE DAIRY	BRICELYN	99	3X	1,571	HO	30,561	1,170	961	\$5,374
BLUMENFELD HOLSTEINS	HAWLEY	104	3X	520	HO	30,421	1,175	943	\$5,336
SELKE FARMS	DAKOTA	101		240	HO	30,140	1,141	960	\$5,329
CLARK FARMS LLC	ROLLINGSTONE	101	3X	531	HO	30,140	1,164	942	\$5,329
METOGGA LAKE DAIRY LLC	NEW PRAGUE	99		454	HO	29,399	1,165	948	\$5,319
CURRIER BROTHERS	MANTORVILLE	101		108	HO	27,632	1,231	907	\$5,317
ZEINSTR DAIRY	HOLLAND	100	3X	902	HO	30,519	1,155	953	\$5,300
JOHNSON DARREN+LYNN	WINONA	103		226	HO	29,160	1,186	913	\$5,290
SCAPANSKI FARMS LLC	SAUK RAPIDS	102	3X	228	HO	29,829	1,176	919	\$5,267
STEVE&JACKIE MOLL	FREEPORT	100		100	HO	29,341	1,150	950	\$5,264
ZABEL BORGSCHATZ DAIRY	PLAINVIEW	102		171	HO	28,790	1,197	916	\$5,253
HOUDEK DAIRY LLC	CALEDONIA	102	3X	460	HO	29,597	1,159	907	\$5,235
TWIN SPRUCE	ROSE CREEK	99		88	HO	27,759	1,205	885	\$5,235
PETER+DAVID BURFEIND	GOODHUE	103		334	XX	27,879	1,141	936	\$5,209
SCHMITT DAIRY	RICE	103		96	HO	28,739	1,178	894	\$5,207
KLEINS COW PALACE	LAKE CITY	103	3X	679	HO	29,410	1,148	912	\$5,170
NICK AND TARA MEYER	SAUK CENTRE	102	3X	274	HO	29,815	1,155	893	\$5,169
SCHEFERS BROTHERS	PAYNESVILLE	102		75	HO	28,516	1,142	897	\$5,152
JOHNSONS ROLLING ACRES	PETERSON	101	3X	1,337	HO	28,334	1,132	917	\$5,150
DAN KREKELBERG	FARIBAULT	99		65	HO	28,625	1,148	893	\$5,149
NOLT FAMILY FARM	DODGE CENTER	101		130	HO	27,138	1,140	927	\$5,136
WAYRA DAIRY	TRAIL	101	3X	384	HO	28,195	1,145	905	\$5,132
CRAZY DAISY DAIRY	KENYON	99		118	HO	29,370	1,103	919	\$5,126
HEIEIE DAIRY	BROOTEN	102	3X	158	HO	29,440	1,127	912	\$5,124
FUNKS MIDWAY DAIRY	MELROSE	102	3X	741	HO	27,000	1,201	850	\$5,117
TWIN SPRUCE FARMS	RICHMOND	109	3X	2,201	HO	29,299	1,097	934	\$5,107
J.M.PETERSON FARMS	PINE CITY	102	3X	434	HO	30,044	1,117	881	\$5,090
FAITH ACRES DAIRY INC	HEWITT	102	3X	136	HO	29,606	1,105	893	\$5,085
ANNEXSTAD DAIRY FARMS INC	ST PETER	105		194	HO	28,679	1,124	894	\$5,085
RIVER CITY DAIRY	HASTINGS	102	3X	397	XX	29,689	1,086	909	\$5,078
MIKE-MANDI HOERNEMANN	WINSTED	101		208	HO	28,067	1,138	875	\$5,076
RANDY AND LUANN WAGNER	WEBSTER	98		338	HO	28,106	1,095	920	\$5,072
WEST RIDGE LLC	BELLINGHAM	100	3X	523	HO	29,334	1,105	898	\$5,068
NATHAN & BRIDGET GIBBS	ROLLINGSTONE	105	3X	180	HO	28,054	1,181	832	\$5,064
TIM&SARAH AHO	FRAZEE	105		164	HO	27,956	1,120	885	\$5,055
MASCHKA DAIRY	MINNESOTA CITY	101	3X	267	HO	29,143	1,073	914	\$5,046
RUSSELL J WIRT + FAMILY	LEWISTON	99	3X	545	HO	28,289	1,118	870	\$5,030
LINDO FARMS	CENTER CITY	105	3X	47	HO	28,735	1,115	870	\$5,026
MIKE AND DONNA TELLERS	CHASKA	101		56	HO	28,992	1,095	877	\$5,018

2019 High 200 Herd Honor Roll

Herd Owner	City	%		#			\$			
		MS	3X	Cows	BR	Milk	Fat	Prot	Value	
HEINTZ BADGER VALLEY FARM	CALEDONIA	101	3X	212	HO	29,119	1,076	899	\$5,010	
SANDHILL DAIRY	PERHAM	100	3X	353	HO	27,542	1,107	881	\$5,006	
KRONEBUSCH FARMS LLC	ALTURA	100	3X	319	HO	28,549	1,109	865	\$5,003	
PEDLEY DAIRY	OCHEYEDAN	104	3X	306	HO	29,033	1,099	876	\$5,000	
POPP DAIRY	RICE	102		250	HO	29,782	1,061	904	\$4,989	
KOLTES DAIRY LLC	ST. CLOUD	102		126	HO	28,016	1,102	880	\$4,988	
HINCKLEY HOLSTEINS LLC	CHATFIELD	106	3X	439	HO	28,768	1,092	879	\$4,984	
PETER SEITZER	ST PETER	101		62	HO	28,425	1,086	890	\$4,983	
ROGER ALDINGER	WINONA	101		103	HO	29,122	1,073	881	\$4,977	
ROGER PETERS	TYLER	102		249	HO	27,827	1,080	906	\$4,976	
ANDY EMMERT	HANCOCK	99	3X	75	HO	28,352	1,055	915	\$4,973	
STELTER HOLSTEIN DAIRY	WOOD LAKE	102	3X	279	HO	29,171	1,058	895	\$4,966	
RAY & JEAN BEUTZ	ALBANY	102		127	HO	27,294	1,089	899	\$4,961	
PAUL AND TIM KRUEGER	JORDAN	102		207	HO	27,328	1,133	860	\$4,955	
ZAHBULLS HOLSTEINS LLC	PLAINVIEW	100	3X	378	HO	28,715	1,092	861	\$4,953	
WOLF CREEK DAIRY	DUNDAS	101	3X	451	HO	27,546	1,098	863	\$4,953	
DEVOINE KRUSE	CALEDONIA	103		238	HO	28,607	1,045	894	\$4,941	
LINN DAIRY FARM	RICHMOND	99		137	HO	27,809	1,097	876	\$4,926	
DON AND SALLY WEISENBECK	DURAND	103	3X	465	HO	26,732	1,117	844	\$4,919	
MULHERN DAIRY	FOUNTAIN	105	3X	811	HO	27,310	1,096	861	\$4,917	
WHITE ROCK DAIRY	GOODHUE	103	3X	813	HO	28,080	1,080	865	\$4,915	
RICK AND ANN STOCKER	JORDAN	99		86	XX	26,693	1,091	860	\$4,904	
HERKENHOFF CENTRAL DAIRY	FREEMPORT	103		169	HO	27,720	1,071	895	\$4,902	
PATER DAIRY INC	PIPESTONE	100	3X	1,418	HO	27,277	1,092	861	\$4,897	
LAX DAIRY	SLEEPY EYE	101	3X	333	HO	27,964	1,079	866	\$4,896	
SQUARE DEAL DAIRY	RANDOLPH	99	3X	532	HO	26,503	1,107	864	\$4,893	
GORDON HUTTUNEN	WADENA	106		165	HO	26,891	1,097	876	\$4,892	
ERIC RYAN	GOODHUE	101		218	HO	27,181	1,055	889	\$4,889	
STEVE VILAND	PIPESTONE	102		36	HO	28,008	1,084	842	\$4,888	
RIVER VALLEY DAIRY LLC	SHELL LAKE	102		117	HO	26,991	1,060	873	\$4,884	
MIKE HULSTEIN	EDGERTON	101	3X	551	HO	28,070	1,029	894	\$4,883	
JOHN & CARL TRAUT	SARTELL	101		140	HO	27,642	1,076	867	\$4,879	
BURKE DAIRY INC	SEBEKA	104		178	HO	26,380	1,123	817	\$4,872	
JOHN + KARYL DIERSEN	CALEDONIA	106		178	HO	26,082	1,079	866	\$4,871	
GOEBELS DAIRY FARM	ALBANY	104		58	HO	27,076	1,104	864	\$4,870	
WALTER BROS FARM	PLUMMER	101		437	HO	25,481	1,124	830	\$4,867	
TURNER DAIRY LLC	CENTURIA	104		186	HO	27,298	1,057	869	\$4,856	
VALLEY VIEW FARM 1	WINONA	102		144	HO	26,485	1,115	822	\$4,853	
PAUL AND CINDY SWENSON	NICOLLET	100	3X	284	HO	28,181	1,019	897	\$4,835	
CHAIN O LAKES DAIRY	BLUE EARTH	101		245	HO	27,080	1,076	853	\$4,833	
GARY SCHLAUDERAFF	FRAZEE	101	3X	653	HO	27,691	1,039	864	\$4,823	
OPSAHLS HOLSTEINS	GOODHUE	99		2	HO	26,436	1,083	839	\$4,812	
JONATHAN SEIFERT	SLEEPY EYE	105	3X	206	HO	26,739	1,077	844	\$4,811	
THISTLE DEW DAIRY	WESTBROOK	99		121	HO	26,656	1,057	848	\$4,805	
KOLB DAIRY PARTNERSHIP	PAYNESVILLE	101		492	HO	26,803	1,054	868	\$4,800	
JERRY & BEV POHLMANN	GREY EAGLE	105		71	HO	27,495	1,034	855	\$4,798	
LUX-URY HOLSTEINS INC.	EDEN VALLEY	102		125	HO	26,922	1,049	849	\$4,793	
LUBBEN DAIRY	EDGERTON	101		406	HO	26,501	1,071	833	\$4,792	
HOSCHEIT FARMS	CALEDONIA	109	3X	381	HO	27,640	1,057	835	\$4,785	
IRISH RIDGE DAIRY LLC	MILLVILLE	99		76	HO	26,431	1,068	828	\$4,784	

2019 High 200 Herd Honor Roll

Herd Owner	City	%		#		\$			
		MS	3X	Cows	BR	Milk	Fat	Prot	Value
JAMES & JEN MAUS	OSAKIS	102		101	HO	26,452	1,055	851	\$4,782
CRYSTAL VIEW FARMS	FOUNTAIN	100	3X	584	HO	26,880	1,031	869	\$4,777
TA LEONARD REG HOLSTEINS	YOUNG AMERICA	100		48	HO	26,661	1,063	833	\$4,776
LLOYD AND JULIE BLOMMEL	FREEMPORT	100		153	HO	25,317	1,095	815	\$4,776
MARK BROSIG	ALTURA	100		243	HO	25,621	1,076	832	\$4,775
TOM AND SUE HOLST	LANESBORO	100		181	HO	26,604	1,047	861	\$4,773
CHRIS & DEANNA EMMERT	HANCOCK	99	3X	74	HO	27,741	997	884	\$4,770
MINKOTA HOL. LLC-	HOWARD LAKE	101		124	HO	26,759	1,067	841	\$4,768
BROCKSHUS DAIRY LLC	OCHEYDAN	100	3X	647	HO	27,917	1,032	847	\$4,768
HOURSCHT DAIRY	LITTLE FALLS	100		82	HO	26,567	1,054	846	\$4,758
LESTER DONNA BANSE	CALEDONIA	102		187	HO	26,748	1,032	846	\$4,758
GARY LEHNERTZ	PLAINVIEW	101		198	HO	26,182	1,053	838	\$4,755
NEW HEIGHTS DAIRY	RICE	102	3X	3,742	XX	25,535	1,052	853	\$4,753
OLMAR FARMS	SLEEPY EYE	106		166	HO	27,035	998	878	\$4,749
REUTER FARMS	HASTINGS	96		149	HO	25,960	1,050	840	\$4,744
BRANDON STOMMES	ALBANY	102		91	HO	27,462	1,036	825	\$4,740
CANC	ELK RIVER	107	3X	69	HO	28,143	1,006	856	\$4,739
SAMUEL SHAUM	SAUK CENTRE	101		121	HO	27,724	1,035	830	\$4,735
LEUTHOLD DAIRY	ELLSWORTH	102		151	HO	25,499	1,092	806	\$4,731
BILL POST	CHANDLER	100	3X	134	WW	27,538	1,003	872	\$4,725
STONE DAIRY	HENNING	103	3X	500	HO	25,624	1,047	841	\$4,722
BRUCE ASFELD	OSAKIS	103		104	HO	26,309	1,036	848	\$4,720
JOHN & KRIS MILLER	PLAINVEIW	98		305	HO	24,977	1,076	813	\$4,719
PANEK DAIRY	GREY EAGLE	101		125	HO	26,718	1,023	847	\$4,719
LOWELL TANGEN	WANAMINGO	102		159	HO	26,481	1,035	843	\$4,714
HEUSINKVELD FARMS	SPRING VALLEY	101	3X	459	HO	27,251	1,041	819	\$4,707
THOMPSON FAMILY DAIRY	LEWISTON	102		237	XX	25,576	1,087	788	\$4,705
BRIAN SEYKORA	BLOOMING PRAIR	101		50	HO	25,767	1,052	831	\$4,705
BRIAN AND JUDY HAZEL	LANESBORO	99	3X	304	XX	26,823	1,003	859	\$4,703
DAVID D.& ANGIE TAUER	HANSKA	101		245	HO	26,140	1,029	842	\$4,703
JIM EVANS	PIPESTONE	99		115	HO	27,037	1,031	823	\$4,702
SCOTT & JACOLYN RICKEMAN	HUTCHINSON	101		100	HO	26,473	1,024	840	\$4,702
MERRYVILLE FARM	WAVERLY	99		304	HO	25,772	1,037	830	\$4,700
CZECH ROADSIDE ACRES	FOLEY	102	3X	614	HO	27,078	1,003	846	\$4,694
JAMES & KIM DUBAN	MONTGOMERY	105		169	HO	25,362	1,042	831	\$4,693
CLASEMANN DAIRY	LONG PRAIRIE	99		240	HO	27,361	1,004	844	\$4,691
BECKMAN FARMS INC	PENNOCK	105	3X	164	HO	27,083	1,019	855	\$4,689
SASS FARMS	CHATFIELD	99		259	HO	27,270	996	854	\$4,686
JAMES C PFEIFER	OWATONNA	102		52	HO	25,634	1,038	827	\$4,685
GROETSCH BROS. DAIRY	SAUK CENTRE	104	3X	133	HO	26,615	1,028	830	\$4,684
SCHMITY HOLSTEINS	OWATONNA	104		188	HO	24,963	1,062	819	\$4,681
LEISEN FARMS INC.	PLAINVIEW	100		68	HO	26,533	1,017	822	\$4,658
STADICK FARM INC	NEW ULM	102		187	HO	25,203	1,039	815	\$4,655
STACI SEXTON	ZUMBRO FALLS	99		64	HO	24,371	1,065	800	\$4,643
RON HENGEMUHLE	LONG PRAIRIE	101		215	HO	26,434	995	841	\$4,638
JER-LINDY FARMS	BROOTEN	100		213	HO	25,645	1,034	825	\$4,637
VOGT DAIRY LLC	SAUK CENTRE	104		317	HO	27,208	991	825	\$4,631
WENDT DAIRY LLC	ST CHARLES	102		123	HO	25,544	1,050	807	\$4,626
PORT HAVEN DAIRY	SLEEPY EYE	103		273	BS	24,453	1,012	860	\$4,621
LEONARD & STEVEN HOEN	NORWOOD	99		61	HO	25,115	1,065	808	\$4,621

2019 High 200 Herd Honor Roll

Herd Owner	City	%		#			\$		
		MS	3X	Cows	BR	Milk	Fat	Prot	Value
SUNSHINE DAIRY LLC	ARLINGTON	100		91	HO	26,829	995	826	\$4,617
HOEFS' DAIRY	NEW PRAGUE	101		293	HO	24,735	1,038	799	\$4,612
MITCH MEHRWERTH	SAUK RAPIDS	102		58	XX	25,560	1,004	820	\$4,609
SCHULZE DAIRY	HOLLAND	100	3X	647	HO	26,586	1,005	825	\$4,607
JAMES & GARY SOBECK	WINONA	100	3X	314	HO	26,631	987	827	\$4,605
ADAM & SARAH MELLGREN	ZUMBRO FALLS	98		72	HO	26,525	1,027	784	\$4,604
BRUCE & JODI HEIM	LEWISTON	100	3X	377	HO	26,685	1,007	800	\$4,601
SAINTVILLE DAIRY	NORWOOD-Y.A.	101		64	HO	25,521	1,035	810	\$4,599
HEMMESCH DAIRY INC.	MELROSE	104		122	HO	25,410	1,018	808	\$4,594
MARK RUEGEMER	VILLARD	99		70	HO	25,954	1,027	789	\$4,592
KUBALL DAIRY FARM	WATERVILLE	104		235	HO	26,148	1,015	808	\$4,592
MAREN & JEREMY HOLST	LAKE CITY	101		125	XX	24,596	994	832	\$4,585
WAYNE AND JOSIE PETERS	LAKE CITY	100		130	HO	24,312	1,029	809	\$4,585
TOM TAMMY&JEREMY MURSU	NEW YORK MILLS	102	3X	181	HO	26,527	981	841	\$4,576
BROOKSIDE DAIRY	CLITHERALL	100	3X	486	XX	27,344	959	826	\$4,574
STEVEN SEIFERT	SLEEPY EYE	105	3X	118	HO	25,273	1,008	807	\$4,571
RUMPUS RIDGE FARMS	PRESTON	104		564	HO	24,534	1,047	791	\$4,570
WES DEKAM	EDGERTON	102	3X	530	HO	26,565	1,007	803	\$4,564
STYLE HEAVEN HOLSTEINS	SEBEKA	101		187	HO	25,653	1,000	830	\$4,558
RINDE FARMS LLC	LONG PRAIRIE	104		283	HO	25,652	1,013	805	\$4,556
ASH GROVE DAIRY LLC	LAKE BENTON	101	3X	1,205	HO	25,991	997	821	\$4,554
RIDGEVIEW DAIRY	LAKE WILSON	103		205	HO	26,117	991	812	\$4,549
SCHERER FAMILY FARM INC	FREEPORT	103		298	HO	25,616	1,023	787	\$4,547
ERNEST MARTIN	BROOTEN	101		250	HO	26,851	977	815	\$4,546
DAIRYRIDGE	LONG PRAIRIE	99	3X	1,414	HO	25,312	997	806	\$4,541
JOPPS CENTURY FARMS	MAYER	100		92	HO	26,172	997	793	\$4,540
SCHOENBAUER DAIRY	NEW PRAGUE	103		165	HO	25,808	1,021	777	\$4,536
BORST FAMILY DAIRY LLC	ROCHESTER	99		274	HO	26,483	979	801	\$4,529
KENNETH ALBERTS	PINE ISLAND	101	3X	577	HO	25,135	1,014	797	\$4,524
JEFFREY & KORINNA ROHDE	GREY EAGLE	103		71	HO	25,072	1,006	783	\$4,514
DARYL+LISA MAUS	FREEPORT	102		68	HO	25,449	1,017	778	\$4,513
BRUCE&JAN FUNK	MELROSE	100		54	HO	24,159	1,013	795	\$4,513
IHRKE FARMS	EYOTA	99		140	HO	28,531	915	846	\$4,511
BILL MALONE	WADENA	102		48	HO	24,897	982	818	\$4,506
KLASSIC HOLSTEIN	WASECA	102		34	HO	24,795	1,017	807	\$4,503
YOUNGS DAIRY	BENSON	107		114	HO	26,981	947	821	\$4,502
KUECHLE DAIRY	WATKINS	106		247	HO	26,346	975	785	\$4,495
NICK PRAMANN	CLEARWATER	105		98	HO	24,960	1,007	787	\$4,495
RODNEY RAY	CLEAR LAKE	100		54	HO	24,282	1,015	775	\$4,492
ST.PAUL DAIRY	ST PAUL	103		140	XX	25,082	996	790	\$4,492
MICHAEL REDALEN	LANESBORO	100	3X	233	HO	25,666	996	780	\$4,490
BASTIAN DAIRY	FAIRFAX	104		149	HO	25,202	1,004	793	\$4,487
TREVOR DICKE	GOODHUE	102		100	XX	24,396	988	790	\$4,479
KURTHKINE HOLSTEINS	COSMOS	98		138	HO	24,347	1,022	769	\$4,478
JOHN & MIKE WARREN	WATKINS	99		143	HO	25,140	995	786	\$4,477
FLOWER-BROOK REG.HOL.	HAMBURG	99		107	HO	24,500	978	806	\$4,472
JERRY & SUE BINIEK	AVON	102		97	HO	25,047	992	783	\$4,471
ACKERMAN FARMS	SAUK RAPIDS	104		115	HO	24,670	980	797	\$4,471
HIGH POINT DAIRY	MELROSE	99		125	HO	25,057	1,000	764	\$4,470
MARSHLAND FARMS	CUSHING	101		104	HO	25,219	970	801	\$4,463

The Minnesota Board of Animal Health continues investigations related to the importation of cattle possibly exposed to bovine tuberculosis (TB). The Wisconsin TB affected dairy herd has resulted in 116 investigations, 15 of which are ongoing. Most of these cattle are dairy steers being quarantined until slaughter. Three of four investigations are ongoing that include cattle that originated from the TB affected dairy in Texas. Six investigations were initiated due to imported cattle from an affected North Dakota herd and one investigation is ongoing. South Dakota’s affected beef herds resulted in 127 investigations, all of which have concluded. No TB has been identified in cattle in Minnesota during any of the 257 investigations.

In October 2019, the USDA suspended its plan to phase out visual only official identification (ID) ear tags and replace them with 840 pre-fix radio frequency ID (RFID) ear tags. The Board has decided to continue to move towards this transition. Livestock producers have the ability to purchase visual official tags from multiple sources until the USDA lifts its suspension and identifies a new phase-out timeline. Official RFID tags continue to be available for purchase from multiple manufacturers as well. In addition, the Board is currently working with USDA on a distribution plan to offer official RFID tags to livestock producers and accredited veterinarians at no cost to them, for use in replacement heifers. This is a limited program where Minnesota is eligible for a total of just over 200,000 RFID tags. Details on this are still being determined.

The Board received limited funds to purchase RFID equipment. This equipment is intended for use in livestock concentration points. The Board will select concentration points that process the highest numbers of RFID tagged cattle to utilize the equipment, and in turn the facility will submit required forms electronically. In addition, the Board is partnering with the Oregon Department of Agriculture to offer an electronic data platform to Minnesota accredited veterinarians. This platform will be at no cost to our veterinarians and will allow them to issue electronic CVIs, TB test charts, BR vaccination records, and possibly more – all through the same platform. The Board is currently working to finalize this collaboration and develop training resources.

High Goat Herds by Breed- \$ Value

Owner Name	Town	%MS	Does	Milk	Fat	Protein	\$Value
Overall Goat Average			83	1,915	67	58	\$306
Alpine							
BARB ADAMS	BARNUM		2	2,565	90	75	\$416
Saanen							
SHERRY A PANUSKA	NEW RICHLAND	100	146	2,981	94	83	\$441
VINCENT MAEFSKY	SCANDIA		66	2,058	71	62	\$326
Mixed Breed							
LINDEN ACRES	NEW RICHLAND	100	131	2,593	79	76	\$385



825 12th Street S
 Sauk Centre, MN 56378
 800-369-2697
 www.stearnsdhialab.com

A History of Accurate Testing with Trusted Results

Milk Testing: Only QCS certified testing lab in Minnesota for Dairy Herd Improvement including MUN, Johne's, Leukosis, pregnancy, fatty acid analysis, and milk culturing

Feed and Forage Testing: NIR, wet chemistry, mold, and mycotoxin packages available for dairy, beef, swine, poultry, and equine

Manure Analysis: An integral tool to help ensure efficient nutrient management and aid in environmental compliance



Your Choice for Exceptional Dairy Records

Save with  **Holstein COMPLETE®**
 & **ATA Records Processing**

AgriTech Analytics (ATA) located in Visalia, Calif., works with DHIs across the country to process your dairy records.

Combine **Holstein COMPLETE®** with ATA's processing and receive a \$0.02/cow/test day credit to your Holstein Account for each animal enrolled.

CONTACT ATA SALES REPRESENTATIVE:

Katharine Correia • 559.556.1410

OR YOUR HOLSTEIN REGIONAL SALES REPRESENTATIVE TODAY:

Alan Graves • 515.552.2070

Dennis Devore • 319.270.5038

Steve Peterson • 218.849.2238



www.agritech.com • 800.532.0900
www.holsteinusa.com • 800.952.5200

AGRITECH ANALYTICS IS A DIVISION OF HOLSTEIN ASSOCIATION USA, INC.



Milk Quality Leaders

Herd Owner	City	SCC	Cows	Herd Owner	City	SCC	Cows
HIGH POINT DAIRY	MELROSE	55	125	BURFEIND, PETER+DAVID	GOODHUE	96	334
HARMONY HILLS DAIRY	VICTORIA	63	65	SCHEFFLER DAIRY	ZUMBROTA	96	142
SCHEFERS BROTHERS	PAYNESVILLE	65	75	RIVERVIEW ENTERPRISES	FOLEY	97	93
RIVER VALLEY DAIRY LLC	SHELL LAKE	68	117	KRAIG&RACHELLE KRIENKE	LESTER PRAIRIE	98	525
DICKE, TREVOR	GOODHUE	68	100	ROHDE, JEFFREY & KORINNA	GREY EAGLE	99	71
KLEHR, MARK	BELLE PLAINE	70	59	CASEY O'REILLY DAIRY	RED WING	100	86
KIMM'S DAIRY	PELICAN RAPIDS	72	79	DAHRING DAIRY FARM	DETROIT LAKES	101	70
TWIN SPRUCE	ROSE CREEK	73	88	VILAND, STEVE	PIPESTONE	101	36
BIRCH POINT FARMS PESHON	MINNESKA	74	315	HIDDEN HILL DAIRY LLC	ST CHARLES	101	352
KUECHLE DAIRY	WATKINS	75	247	AHO, TIM&SARAH	FRAZEE	102	164
MEHRWERTH, MITCH	SAUK RAPIDS	75	58	MERRYVILLE FARM	WAVERLY	102	304
SCHREIBER BROS	RUSHFORD	75	55	RAY, RODNEY	CLEAR LAKE	103	54
HOEFS' DAIRY	NEW PRAGUE	76	293	STOCKER, RICK AND ANN	JORDAN	103	86
BANSE, LESTER DONNA	CALEDONIA	76	187	DAN KREKELBERG	FARIBAULT	103	65
MILLER, BILL & ALAN	THEILMAN	78	249	FLYINGCOW DAIRY	PRINCETON	103	166
OLSON, JAMES & BETH	LEWISTON	78	75	MIKE & LORI BOESL	BOYCEVILLE	104	239
JOHNSON DAIRY	HERON LAKE	78	103	DELBERT BECHTOLD	ST JOSEPH	104	47
KRUSE, DEVOINE	CALEDONIA	79	238	DOUVIER, TOM	FREEPORT	105	50
SELKE FARMS	DAKOTA	79	240	TRAIL SIDE HOLSTEINS	FOUNTAIN	106	653
STOMMES, BRANDON	ALBANY	80	91	BLOMMEL, LLOYD AND JULIE	FREEPORT	106	153
IRISH RIDGE DAIRY LLC	MILLVILLE	81	76	SANDHILL DAIRY	PERHAM	106	353
GLEN & BECKY CHRISTEN	SAUK CENTRE	82	38	C&J FAMILY DAIRY	PINE ISLAND	106	143
HOUDEK DAIRY LLC	CALEDONIA	83	460	LEROY DROPPS	HINCKLEY	106	30
RUTHER, ROB & AMIE	PERHAM	83	120	FAITH ACRES DAIRY INC	HEWITT	107	136
HOLST, MAREN & JEREMY	LAKE CITY	84	125	STADICK FARM INC	NEW ULM	107	187
TELLERS, MIKE AND DONNA	CHASKA	85	56	THISTLE DEW DAIRY	WESTBROOK	107	121
MID LANE DAIRY	CHETEK	85	20	MARSHALL KORN	ATWATER	108	57
MELLGREN, ADAM & SARAH	ZUMBRO FALLS	87	72	REMIGER DAIRY LLC	WOODLAKE	108	129
HEIM, BRUCE & JODI	LEWISTON	88	377	LOEFFELHOLZ, ISIDORE & JANET	CALEDONIA	109	73
VON WAHLDE DAIRY INC.	MELROSE	88	133	VOGT DAIRY LLC	SAUK CENTRE	110	317
WOLF CREEK DAIRY	DUNDAS	89	451	KRONEBUSCH FARMS LLC	ALTURA	110	319
RAUSCH, DEAN	RICHMOND	90	75	MARTIN, STEVE	FINLAYSON	111	67
RUSSELL J WIRT + FAMILY	LEWISTON	91	545	RUTHER, AARON & TIFFANY	PERHAM	111	163
GEHL ACRES FARM	CAMERON	92	144	BEAVER OAK REDS	ALTURA	111	8
MILLER, LYNN + RACHEL	DODGE CENTER	92	117	BEAVER OAK DAIRY	ALTURA	111	133
JOHNSON DARREN+LYNN	WINONA	92	226	BANSE, MICHAEL & KRIS	EITZEN	111	93
BROOKSIDE DAIRY	CLITHERALL	92	486	MANSHAEM, GORDON & MICHELE	CHETEK	111	38
BURKE DAIRY INC	SEBEKA	93	178	SAUBER, JOHN	LAKEVILLE	112	60
POHLMANN, JERRY & BEV	GREY EAGLE	93	71	ALDINGER, ROGER	WINONA	112	103
HOERNEMANN, MIKE-MANDI	WINSTED	93	208	MARK RUEGEMER	VILLARD	113	70
MERDAN DAIRY INC	AVON	94	79	CLARK FARMS LLC	ROLLINGSTONE	114	531
JC DAIRY	RICHMOND	95	145	HULSTEIN, MIKE	EDGERTON	115	551

Milk Quality Leaders

Herd Owner	City	SCC	Cows	Herd Owner	City	SCC	Cows
SMELTER DAIRY	SAUK RAPIDS	115	71	WALTER BROS FARM	PLUMMER	132	437
THOMPSON FAMILY DAIRY	LEWISTON	115	237	PFEIFER, JAMES C	OWATONNA	132	52
PELKA, DOUG	ALBANY	115	56	JOPPS CENTURY FARMS	MAYER	132	92
STROBEL, RON & PATTY	HENDERSON	115	39	RYNDA, FRANCIS & THERESA	MONTGOMERY	132	49
LEISEN FARMS INC.	PLAINVIEW	116	68	ACKERMAN FARMS	SAUK RAPIDS	133	115
BREEZY POINT FARM LASKA	WINONA	116	136	J.M.PETERSON FARMS	PINE CITY	133	434
RADEMACHER, MARVIN	BELGRADE	116	57	BROSIG, MARK	ALTURA	133	243
HOLLERMANN DAIRY	BURTRUM	117	584	LEHNERTZ, GARY	PLAINVIEW	134	198
DIERSEN, JOHN + KARYL	CALEDONIA	118	178	LEHNERTZ, TRAVIS	PLAINVIEW	134	149
INGVALSON, ANDREW	FRAZEE	118	195	HESS FARMS	FOLEY	134	112
MILLER, JOHN & KRIS	PLAINVEIW	118	305	BREEZY HILL DAIRY	DALLAS	135	706
SWART, ROGER & MARY	NEW LONDON	119	52	SCHORNACK, CHARLES & MARY	NEW YORK MILLS	135	50
HERBER, SCOTT&MICHELLE	UTICA	120	680	GATHJE, SCOTT	RICHMOND	136	76
SEIFERT, STEVEN	SLEEPY EYE	120	118	KARA-KESH HOLSTEINS	THIEF RIVER FALLS	136	10
SHIR-MAN HOLSTEIN FARM	FOUNTAIN	121	61	DICKE CENTURY FARM	GOODHUE	136	200
DALQUIST, DALE & KATHY	RANDALL	121	32	SCHROEDER BROTHERS	CALEDONIA	136	164
RIVER CITY DAIRY	HASTINGS	122	397	SCHLAUDERAFF, GARY	FRAZEE	137	653
RYBERG REG HOLSTEIN	FREEPORT	123	42	DUBAN, JAMES & KIM	MONTGOMERY	137	169
NELSON, BRUCE AND RUSS	FERGUS FALLS	123	82	HEMMESCH DAIRY INC.	MELROSE	138	122
RADERMACHER DAIRY LLC	BROOTEN	124	222	OLMAR FARMS	SLEEPY EYE	138	166
FUNKS MIDWAY DAIRY	MELROSE	124	741	ANDRING, MATT	DOVER	139	129
CRAZY DAISY DAIRY	KENYON	124	118	JOHNSONS ROLLING ACRES	PETERSON	139	1337
LONE OAK FARM	COLOGNE	124	36	CURRIER BROTHERS	MANTORVILLE	140	108
CZECH ROADSIDE ACRES	FOLEY	125	614	PETERMEIER, JEFF	MELROSE	141	55
CRONK DAIRY	HENNING	125	36	WAGNER, RANDY AND LUANN	WEBSTER	141	338
LUX-URY HOLSTEINS INC.	EDEN VALLEY	125	125	SCHMITT DAIRY	RICE	142	96
EVANS, JIM	PIPESTONE	125	115	BLUFF VIEW FARMS	KELLOGG	142	431
WEISENBECK, DON AND SALLY	DURAND	126	465	TA LEONARD REG HOLSTEINS	YOUNG AMERICA	142	48
MASCHKA DAIRY	MINNESOTA CITY	126	267	REUTER FARMS	HASTINGS	143	149
BORST FAMILY DAIRY LLC	ROCHESTER	127	274	REILAND FARMS	LEROY	144	492
GIBBS, NATHAN & BRIDGET	ROLLINGSTONE	127	180	LINDAHL FARMS	LINDSTROM	144	123
LUBBEN DAIRY	EDGERTON	127	406	DAIRYRIDGE	LONG PRAIRIE	145	1414
BLUE HORIZON FARM	ROCHESTER	128	690	FEINE, SCOTT	RUSHFORD	146	73
METOGGA LAKE DAIRY LLC	NEW PRAGUE	128	454	ZAHBULLS HOLSTEINS LLC	PLAINVIEW	147	378
RONNINGEN, KELLY AND KUR	WEST CONCORD	129	112	HILKE-ERIC	ALTURA	147	113
LINDO FARMS	CENTER CITY	130	47	LAMBRECHT, RICHARD	BELLE PLAINE	148	95
LUHMANN, DARRELL	ROCHESTER	130	146	BERGLANE	CHETEK	148	45
MEADOW BROOK DAIRY	SARTELL	130	90	SCHROEDER, DALE & LINDA	RICHMOND	149	83
SALZL, CORY AND KRISTEN	LITCHFIELD	130	23	WALZ, GREG & SANDY	RICHMOND	149	52
SOBECK, JAMES & GARY	WINONA	131	314	MEYER BROS DAIRY	RUSHFORD	149	539
SUNKREST DAIRY	CUSHING	131	46				

SUSTAINING IS MORE THAN MAINTAINING.

IMPROVE OPTIMAL HERD PRODUCTION

MANAGE RISK

INCREASE FEED AND LABOR EFFICIENCIES

REDUCE CAPITAL COSTS

LET'S NAVIGATE THE DAIRY ENVIRONMENT TOGETHER.

You've got a lot to manage and Compeer Financial can help. With decades of experience, our team has the data and market insights to help move your dairy business down a smart, sustainable path. We offer a holistic, time-saving approach to your dairy financing, so you can stay focused on what matters most — the future of your business.

Partner with us to make your goals possible.

[COMPEER.COM/DAIRY](https://compeer.com/DAIRY)



Cassie Monger, Dairy Lending Specialist
(320) 345-1861
Cassie.Monger@compeer.com



(844) 426-6733 | #CHAMPIONRURAL